



# HRA HOUSING DEVELOPMENT

## 2 BED MODERN STYLE

GRAND RAPIDS, MN



833 West Hwy. 2 | Grand Rapids, MN 55744 | 218.327.0069

HRA HOUSING DEVELOPMENT

Grand Rapids, Minnesota

project no: 24-0000

### Design Team

#### Owner

Itasca County Housing  
 Redevelopment (ICHRA)  
 1115 NW 4th St.  
 Grand Rapids, MN 55744  
 Phone: (218) 326-7978  
 Fax: 218-326-8031

Contact: Isaac Meyer  
 E-mail: isaac@itascacountyhra.org

#### Architect

Hawk Construction Inc.  
 1833 Highway 2 West  
 Grand Rapids, MN 55744  
 Phone: 218-327-0069  
 Fax: 218-327-1642

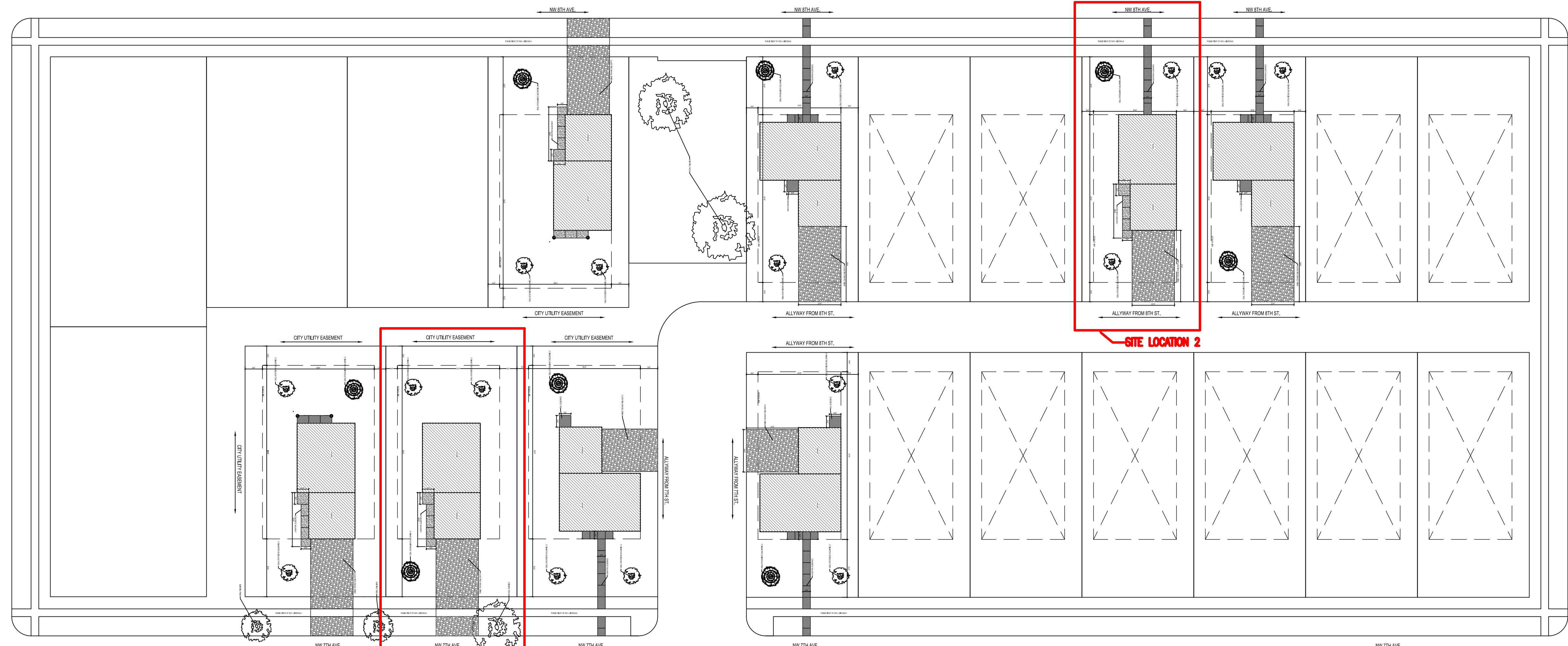

Contact: Cameron Persons  
 Dan Fillbrandt

E-mail: cameron@hawkconstructioninc.com  
 dan@hawkconstructioninc.com

### Sheet Index

#### Architectural

- A1.1 TITLE SHEET
- A1.2 SITE PLAN LOCATION 1
- A1.3 SITE PLAN LOCATION 2
- A2.1 FLOOR PLAN
- A2.2 FOUNDATION PLAN
- A5.1 ELEVATIONS
- A6.1 BUILDING SECTIONS
- A6.2 WALL SECTIONS
- E1.1 ELECTRICAL PLAN



① OVERALL SITE  
 1/32" = 1'-0"

THESE PLANS ARE PREPARED BY A DESIGNER WHO IS NOT A PROFESSIONAL ARCHITECT OR ENGINEER, AND EXPRESSLY DISCLAIMS ANY LIABILITY WHATSOEVER FOR ERRORS OR OMISSIONS OF ANY KIND WHICH MAY BE ON THESE PLANS. THE USER OF THESE PLANS ASSUMES ALL RESPONSIBILITY FOR THEIR ACCURACY, AND ALL GOVERNING CODES, ORDINANCES, AND REGULATIONS APPLY TO THE SITE OF CONSTRUCTION, AND DETERMINING ANY MODIFICATIONS NECESSARY TO MEET ACTUAL SITE CONDITIONS. THE SELECTION OF CORRECT STRUCTURAL MATERIALS AND APPLICATION OF ARCHITECTURAL PRINCIPLES IS A PRECISE ART. THE RESPONSIBILITY FOR WHICH RESTS WITH THE BUILDER, THE OWNER, OR THE USER OF THESE PLANS.

#### Revisions:

FINAL CD'S	date:
	2/3/25

drawn by: ---  
 designed by: ---  
 checked by: ---  
 date: ---

#### Sheet Title

TITLE SHEET - MODERN

sheet number

A1.1



# HRA HOUSING DEVELOPMENT

Grand Rapids, Minnesota

project no: 24-0000

THESE PLANS ARE PREPARED BY A DESIGNER WHO IS NOT A PROFESSIONAL ARCHITECT OR ENGINEER, AND EXPRESSLY DISCLAIMS ANY LIABILITY WHATSOEVER FOR ERRORS OR OMISSIONS OF ANY KIND WHICH MAY BE ON THESE PLANS. THE USER OF THESE PLANS ASSUMES ALL RESPONSIBILITY FOR THEIR ACCURACY, AND ALL GOVERNING LOCAL, STATE, AND FEDERAL REGULATIONS, AND ALL APPLICABLE ORDINANCES, AND ALL CONTRACTS AND AGREEMENTS, AND ALL NECESSARY TO MEET ACTUAL SITE CONDITIONS. THE SELECTION OF CORRECT STRUCTURAL MATERIALS AND APPLICATION OF ARCHITECTURAL PRINCIPLES IS A PRECISE ART. THE RESPONSIBILITY FOR WHICH RESTS WITH THE BUILDER, THE OWNER, OR THE USER OF THESE PLANS.

revisions:

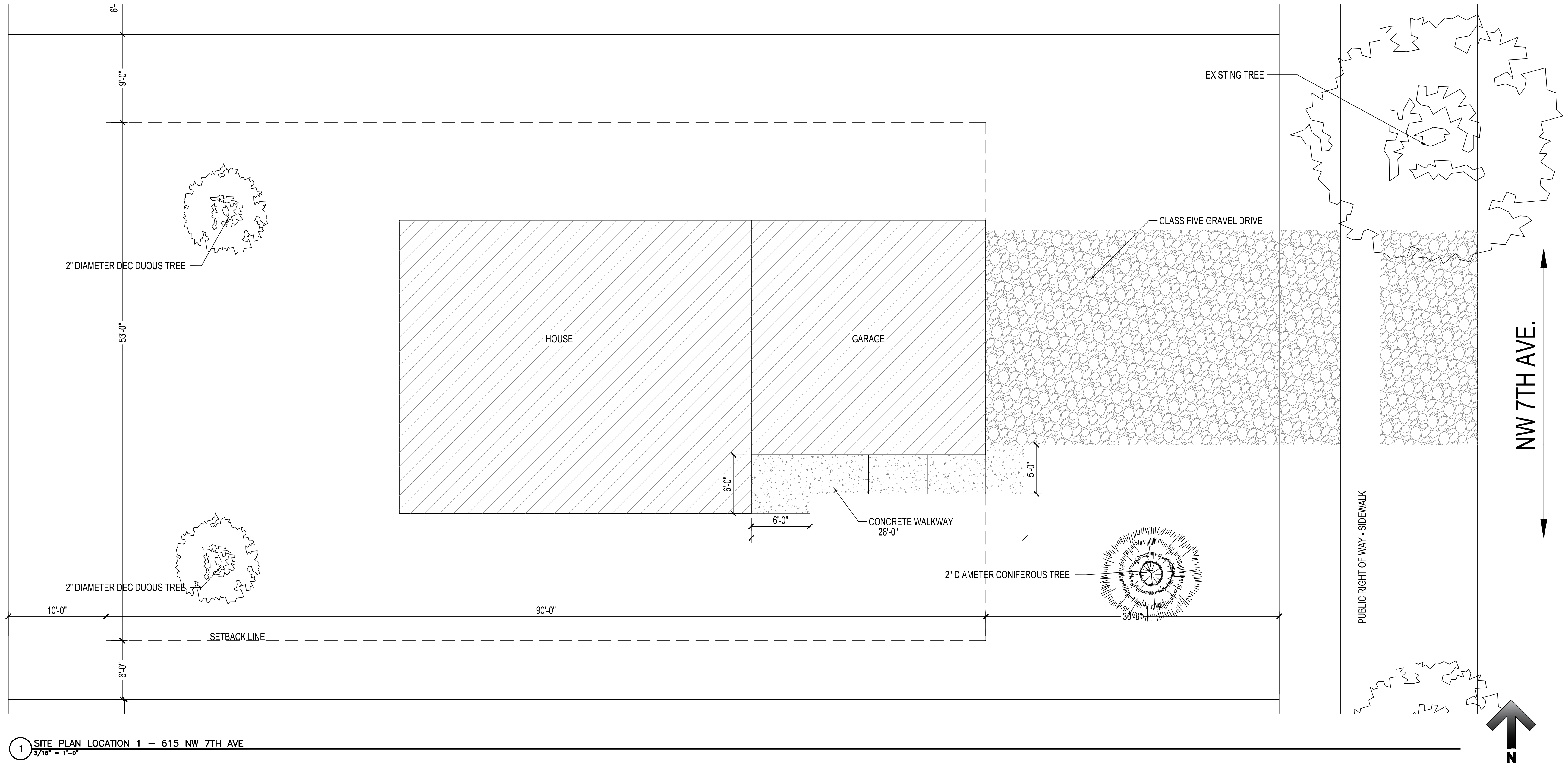
FINAL CD'S	date:
	2/3/25

drawn by: ---  
 designed by: ---  
 checked by: ---  
 date:

Sheet  
 title  
**SITE PLAN  
 LOCATION 1**

sheet  
 number

# A1.2



1 SITE PLAN LOCATION 1 - 615 NW 7TH AVE  
 3/16" = 1'-0"



**HRA HOUSING DEVELOPMENT**  
Grand Rapids, Minnesota

project no: 24-0000

THESE PLANS ARE PREPARED BY A DESIGNER WHO IS NOT A PROFESSIONAL ARCHITECT OR ENGINEER, AND EXPRESSLY DISCLAIMS ANY LIABILITY WHATSOEVER FOR ERRORS OR OMISSIONS OF ANY KIND WHICH MAY BE ON THESE PLANS. THE USER OF THESE PLANS ASSUMES ALL RESPONSIBILITY FOR THEIR ACCURACY, AND ALL GOVERNING LOCAL, STATE, AND FEDERAL REGULATIONS, AND ALL APPLICABLE CODES OF CONSTRUCTION, AND DETERMINING ANY MODIFICATIONS NECESSARY TO MEET ACTUAL SITE CONDITIONS, THE SELECTION OF CORRECT STRUCTURAL MATERIALS AND APPLICATION OF ARCHITECTURAL PRINCIPLES IS A PRECISE ART. THE RESPONSIBILITY FOR WHICH RESTS WITH THE BUILDER, THE OWNER, OR THE USER OF THESE PLANS.

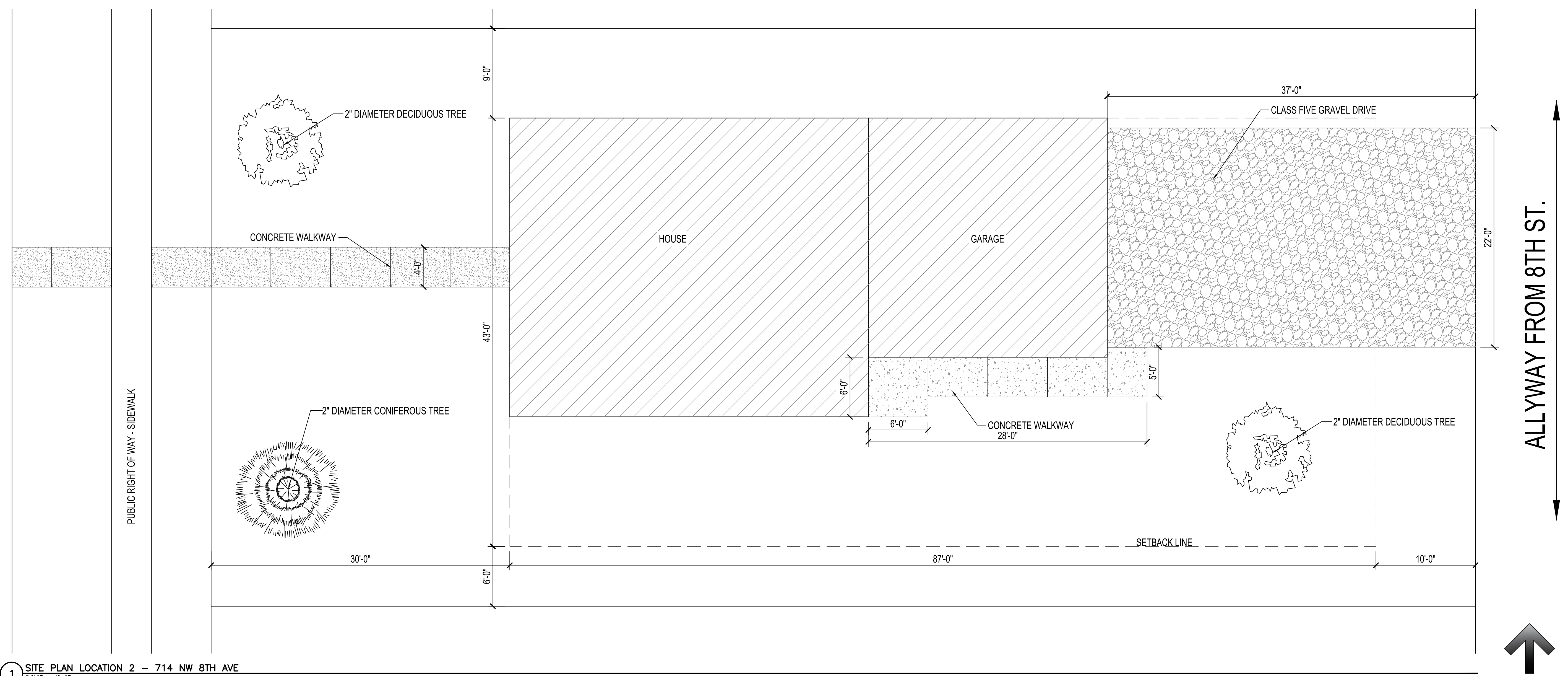
revisions:

FINAL CD'S	date:
	2/3/25

drawn by: ---  
designed by: ---  
checked by: ---  
date: ---

Sheet title  
**SITE PLAN LOCATION 2**  
sheet number

**A1.3**



1 SITE PLAN LOCATION 2 - 714 NW 8TH AVE  
3/16" = 1'-0"



### DOOR AND FRAME SCHEDULE

NO.	DOOR			FRAME			FIRE LABEL	HDW. NO.	NOTES
	SIZE	TYPE	TYPE	HEAD	JAMB	SILL			
101A	3'-0" x 7'-0"	SD-D4	---	3/A2.1	3/A2.1	2/A2.1	--	1	--
101B	9'-0" x 7'-0"	OH-D2	---	--	--	--	--	--	--
101C	9'-0" x 7'-0"	OH-D2	---	--	--	--	--	--	--
102A	3'-0" x 7'-0"	SD-D4	---	3/A2.1	3/A2.1	2/A2.1	--	1	--
102B	3'-0" x 7'-0"	WD-D2	---	4/A2.1	3/A2.1	--	--	4	--
103A	3'-0" x 7'-0"	SD-D3	---	3/A2.1	3/A2.1	2/A2.1	--	1	--
105A	3'-0" x 7'-0"	SD-D3	---	3/A2.1	3/A2.1	2/A2.1	--	1	--
105B	2'-6" x 7'-0"	WD-D2	---	4/A2.1	3/A2.1	--	--	4	--
106A	3'-0" x 7'-0"	WD-D2	---	4/A2.1	3/A2.1	--	--	4	--
107	2'-6" x 7'-0"	WD-D2	---	4/A2.1	3/A2.1	--	--	4	--
108	3'-0" x 7'-0"	WD-D2	---	4/A2.1	3/A2.1	--	--	3	--
109	3'-0" x 7'-0"	WD-D2	---	4/A2.1	3/A2.1	--	--	2	--
110	2'-6" x 7'-0"	WD-D2	---	4/A2.1	3/A2.1	--	--	4	--

### DOOR SCHEDULE NOTES

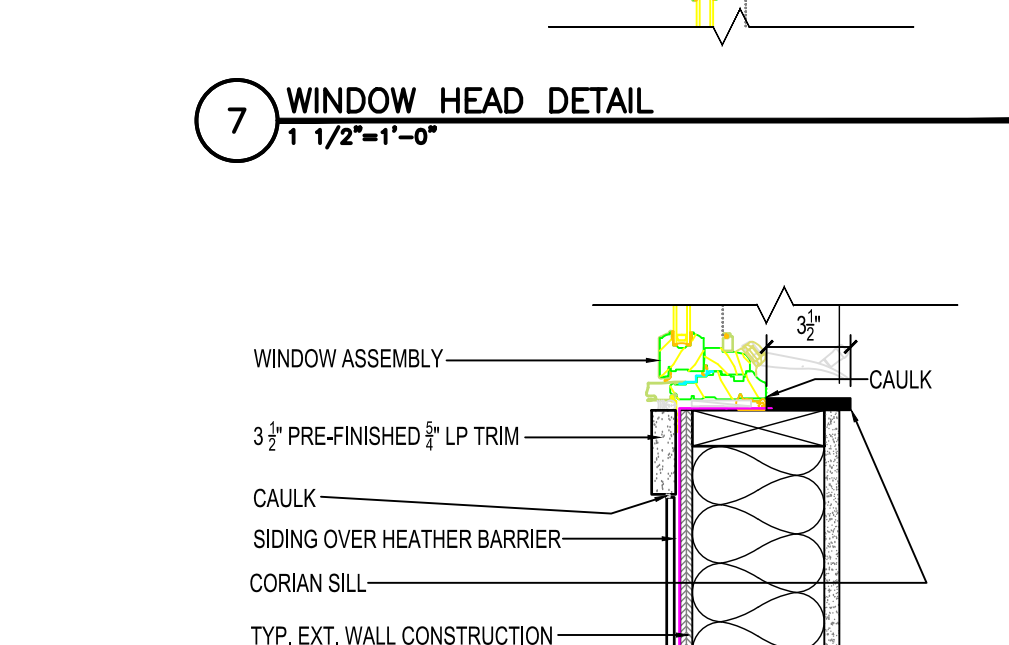
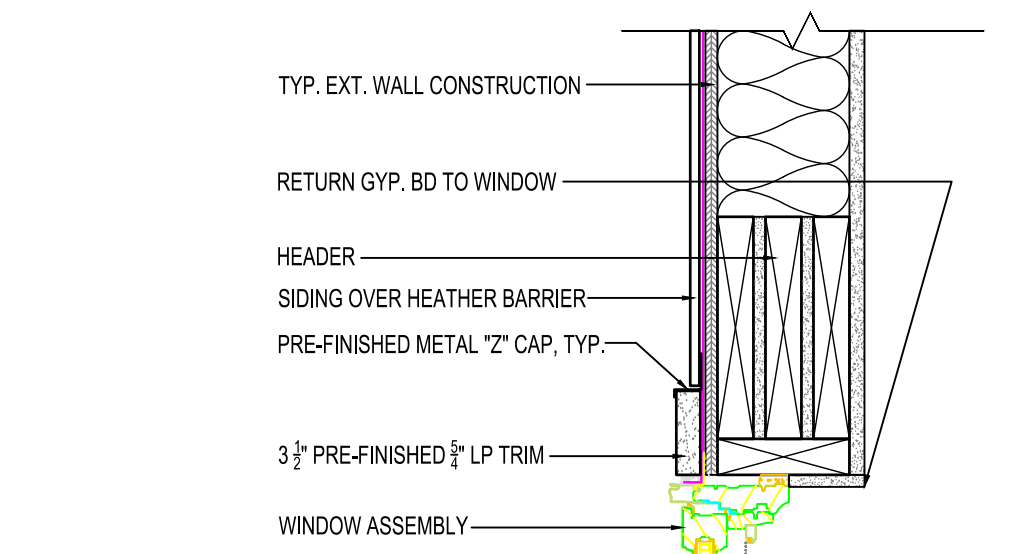
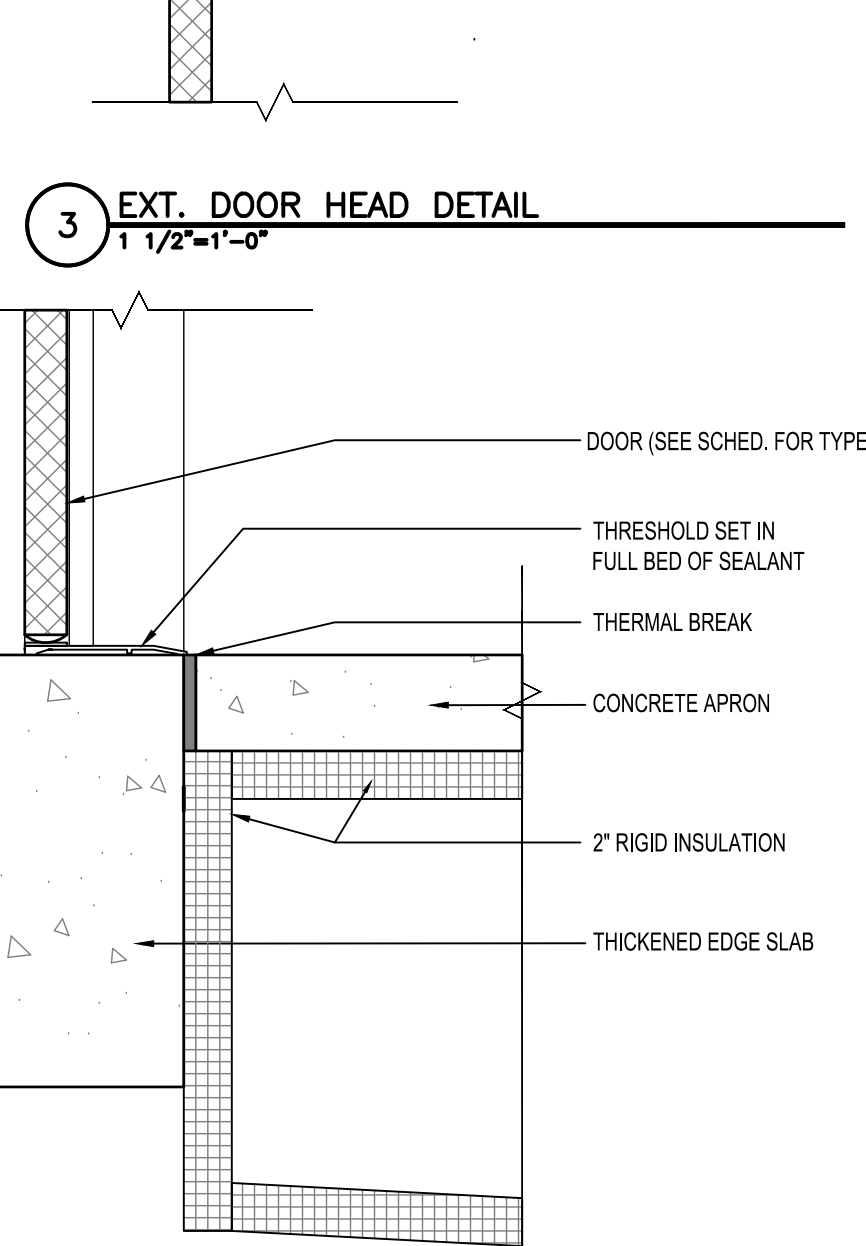
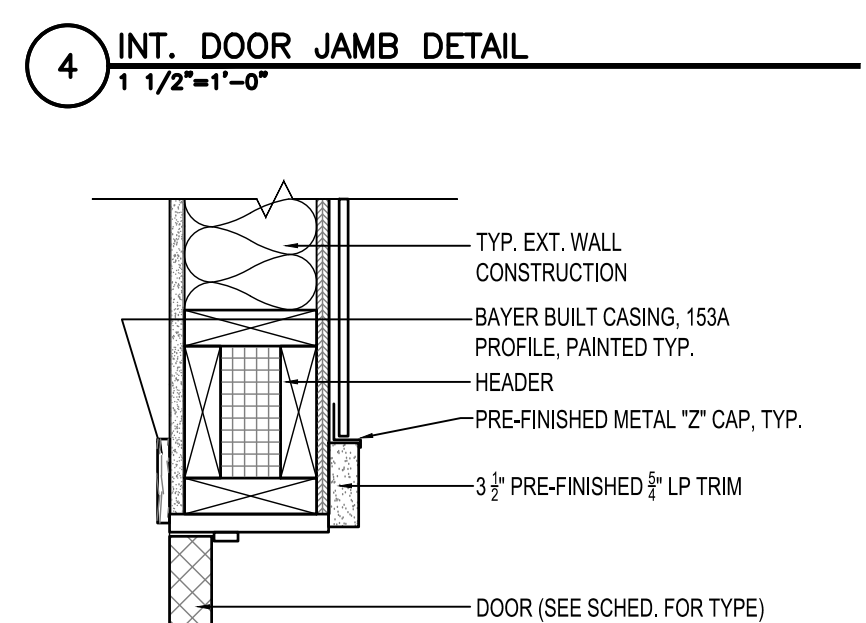
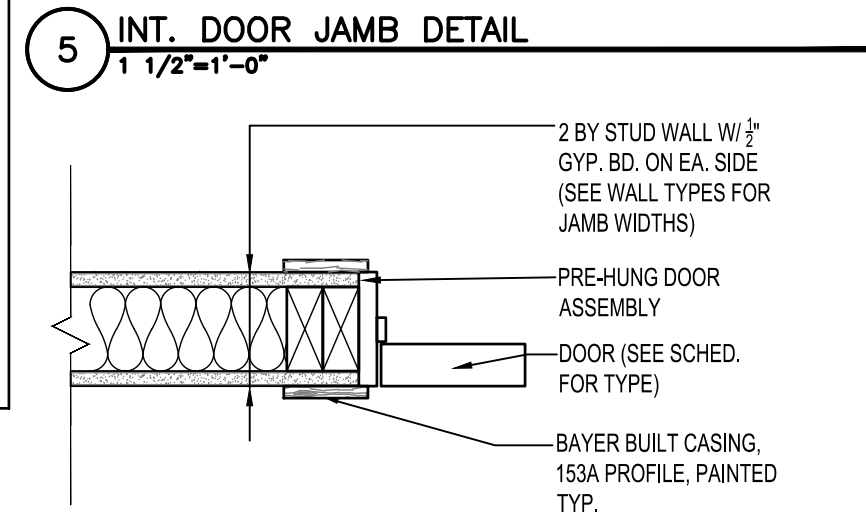
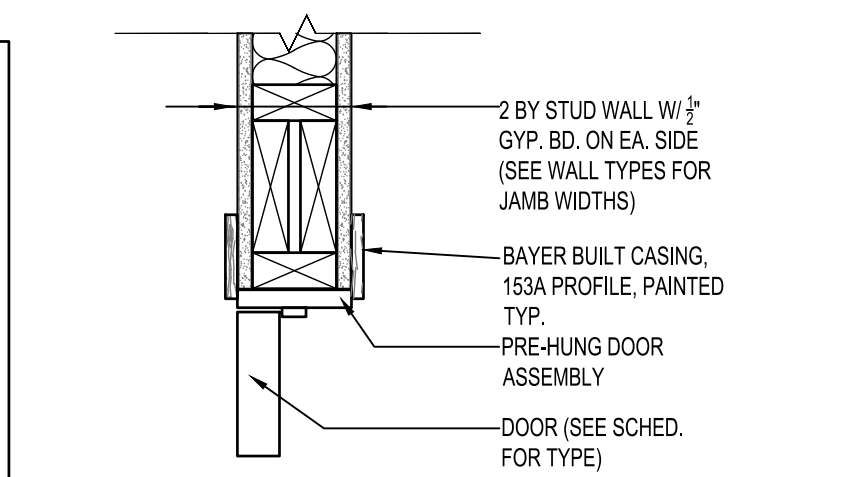
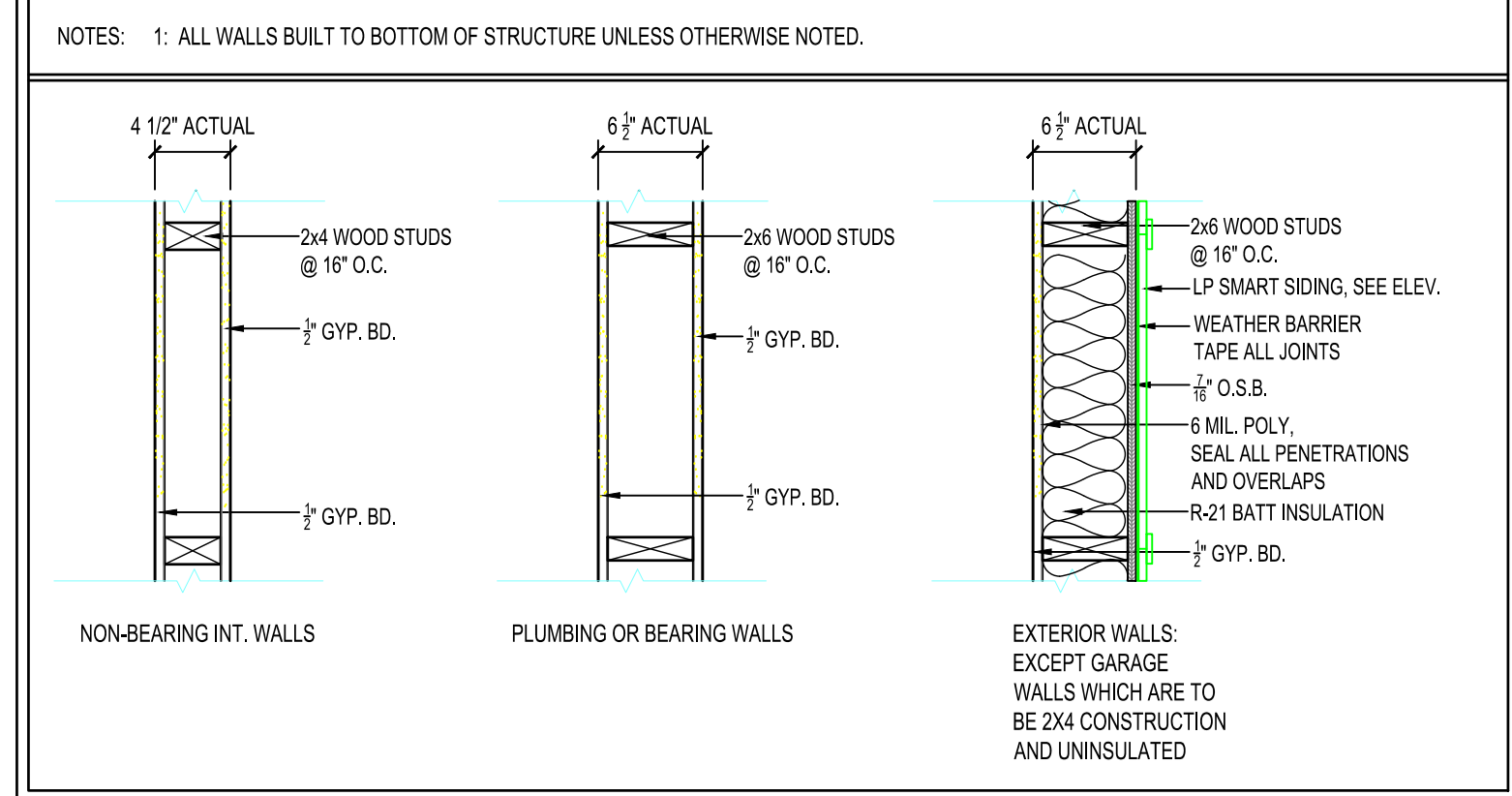
GENERAL NOTES: ALL DOORS TO BE INSTALLED 4" FROM ADJACENT WALL UNLESS OTHERWISE DIMENSIONED.

1. ALL LATCHSETS TO BE SCHLAGE F-SERIES OR EQUAL

### DOOR HARDWARE SCHEDULE

HARDWARE GROUP 1: LEVER STYLE ENTRANCE LATCHSET	HARDWARE GROUP 2: LEVER STYLE BEDROOM LATCHSET	HARDWARE GROUP 3: LEVER STYLE PRIVACY LATCHSET	HARDWARE GROUP 4: LEVER STYLE PASSAGE LATCHSET	HARDWARE GROUP 5: LEVER STYLE DUMMY LATCHSETS W/ BALL & KNOB
--	---	---	---	---

### WALL TYPES



### ROOM FINISH SCHEDULE

ROOM NO.	NAME	FLOOR FINISH	BASE	WALLS				CEILING				NOTES	
				NORTH	EAST	SOUTH	WEST	NORTH	EAST	SOUTH	WEST		
101	GARAGE	SEALED CONC.	---	UNFINISHED	UNFINISHED	UNFINISHED	UNFINISHED	UNFINISHED	UNFINISHED	UNFINISHED	UNFINISHED	UNFINISHED	---
102	LAUNDRY/STORAGE/MECH.	LVP	4" WD	GB	P	GB	P	GB	P	GB	P	GB	P
103	ENTRY ROOM	LVP	4" WD	GB	P	GB	P	GB	P	GB	P	GB	P
104	KITCHEN	LVP	4" WD	GB	P	GB	P	GB	P	GB	P	GB	P
105	LIVING ROOM	LVP	4" WD	GB	P	GB	P	GB	P	GB	P	GB	P
106	BEDROOM	CPT	4" WD	GB	P	GB	P	GB	P	GB	P	GB	P
107	W/C	CPT	4" WD	GB	P	GB	P	GB	P	GB	P	GB	P
108	BATHROOM	LVP	4" WD	GB	P	GB	P	GB	P	GB	P	GB	P
109	BEDROOM	CPT	4" WD	GB	P	GB	P	GB	P	GB	P	GB	P
110	W/C	CPT	4" WD	GB	P	GB	P	GB	P	GB	P	GB	P

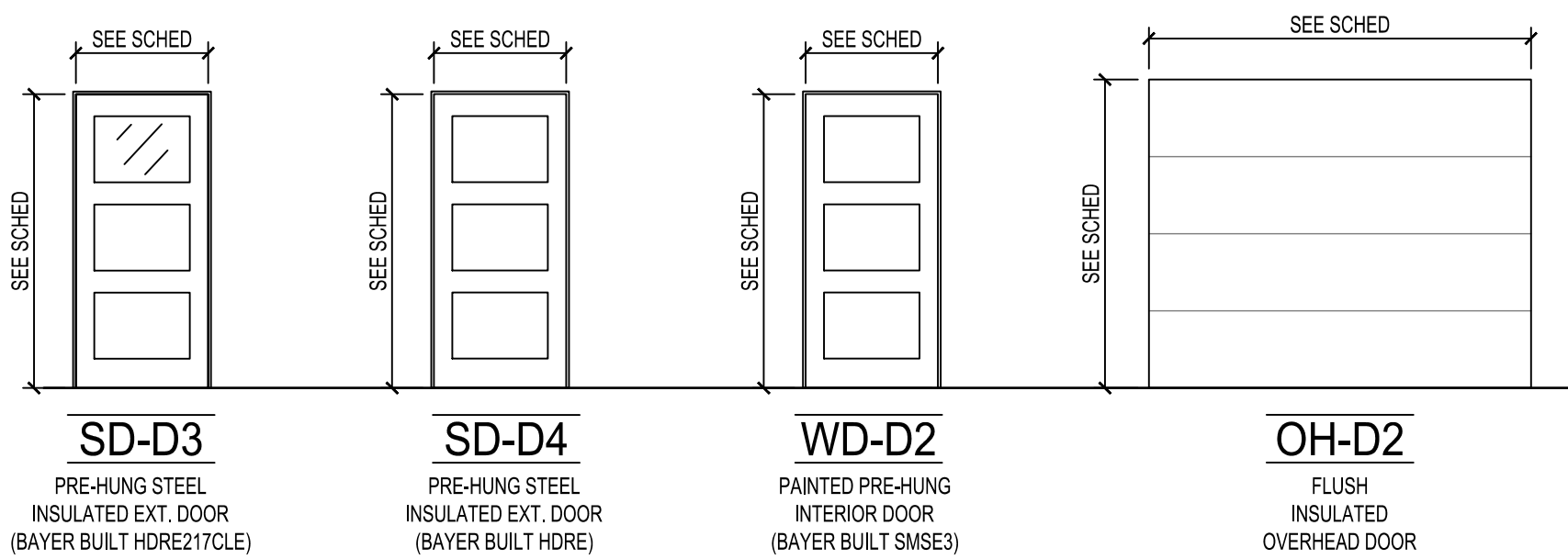
### ROOM FINISH SCHEDULE ABBREVIATIONS

ACT	ACOUSTICAL CEILING TILE	EXP.	EXPOSED STRUCTURE	PLY.	PLYWOOD	S.C.P.	SKIM COAT PLASTER
BRK	BRICK	FRP	FIBERGLASS REINFORCED PANEL	Q.T.	QUARRY TILE	ST	STAIN & VARNISH
CMU	CONCRETE MASONRY UNIT	GB	GYP. BOARD	RB	RUBBER BASE	STL	STEEL
CONC.	CONCRETE	GMU	GLAZED CONC. MASONRY UNIT	R.C.P.	REFLECTED CEILING PLAN	VCT	VINYL COMPOSITE TILE
CPT	CARPET	GRT	GRANITE	SEAL	SEAL EXPOSED CONC., SEE SPEC.	VWC	VINYL WALL COVERING
C.T.	CERAMIC TILE	LVP	LUXURY VINYL PLANK	S.V.	SHEET VINYL	WD	WOOD
EX.	EXISTING	MTL	METAL LINEAR CEILING				
EP	EPOXY PAINT	P	PAINT				
		PCC	PRE-CAST CONCRETE PANEL				

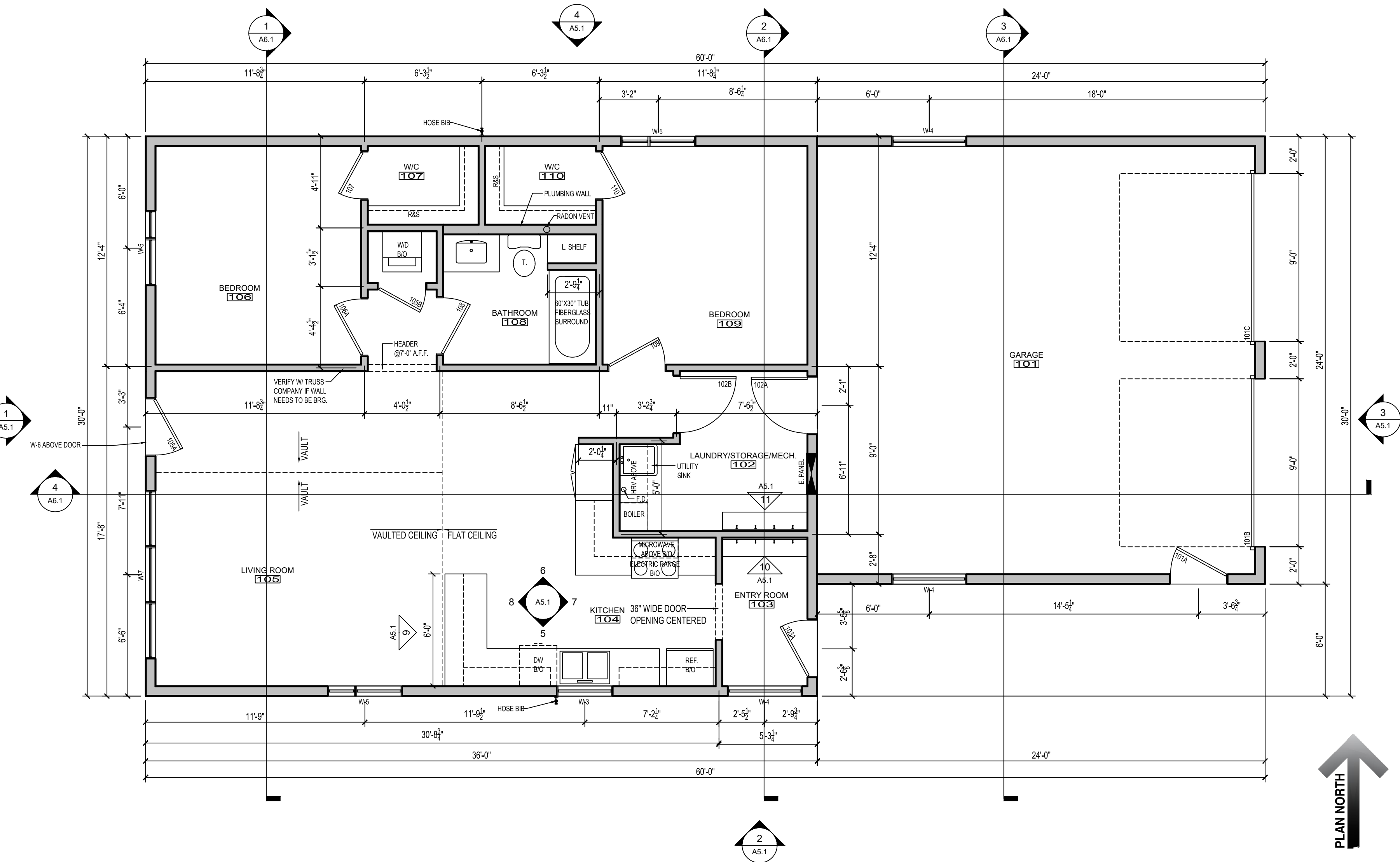
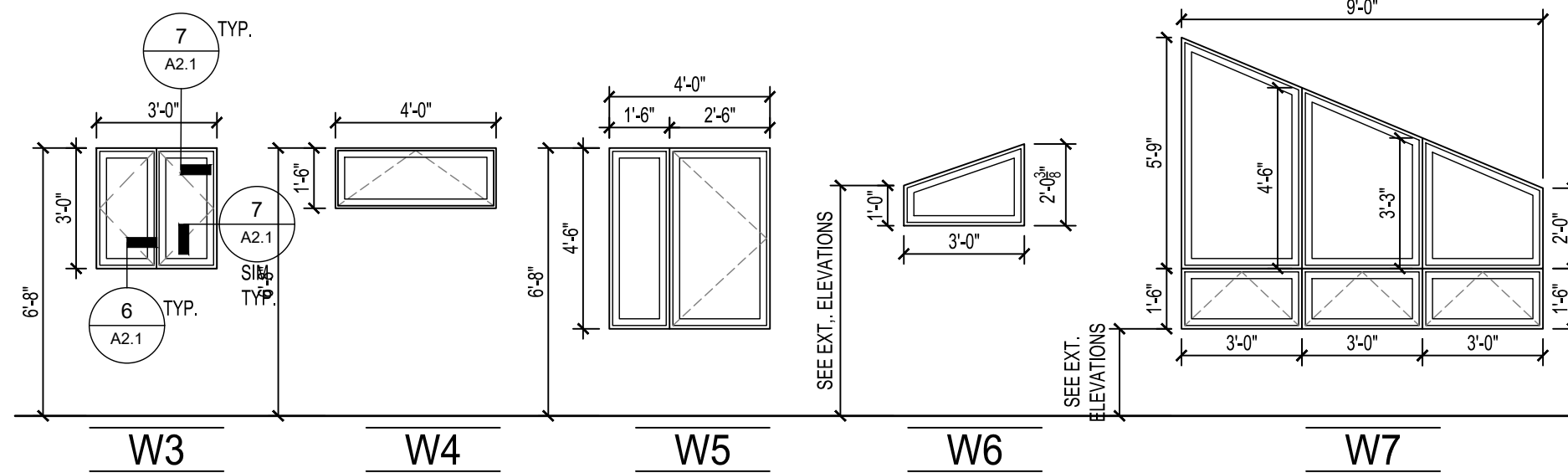
### ROOM FINISH SCHEDULE NOTES

1. ALL FINAL FINISH COLOR SELECTIONS TO BE REVIEWED AND APPROVED BY OWNER.  
2. 4" WOOD BASE TO BE PAINTED BAYER BUILT WOOD BASE PROFILE 238A.

### Door Types



### Window Types



HRA HOUSING DEVELOPMENT  
Grand Rapids, Minnesota

project no: 24-0000

THESE PLANS ARE PREPARED BY A DESIGNER WHO IS NOT A PROFESSIONAL ARCHITECT OR ENGINEER, AND EXPRESSLY DISCLAIMS ANY LIABILITY WHATSOEVER FOR ERRORS OR OMISSIONS OF ANY KIND WHICH MAY BE ON THESE PLANS. THE USER OF THESE PLANS ASSUMES ALL RESPONSIBILITY FOR THEIR ACCURACY, AND ALL COVERING OF CONSTRUCTION AND OPERATING ANY VARIATIONS NECESSARY TO MEET ACTUAL SITE CONDITIONS. THE SELECTION OF CORRECT STRUCTURAL MATERIALS AND APPLICATION OF ARCHITECTURAL PRINCIPLES IS A PRECISE ART. THE RESPONSIBILITY FOR WHICH RESTS WITH THE BUILDER, THE OWNER, OR THE USER OF THESE PLANS.

revisions:	date:
FINAL CD'S	2/3/25

drawn by: ---  
designed by: ---  
checked by: ---  
date: ---

Sheet Title  
**FLOOR PLAN MODERN**  
sheet number

A2.1

HAWK Construction, Inc. expressly reserves its common law copyright and other property rights in these plans. These plans are not to be reproduced, changed, or copied in any form or manner whatsoever, nor are they to be assigned to a third party without first obtaining the written permission and consent of HAWK Construction, Inc. In the event of unauthorized reuse of these plans by a third party, the third party shall hold HAWK Construction, Inc. harmless.



**HRA HOUSING  
DEVELOPMENT**  
Grand Rapids, Minnesota

project no: 24-0000

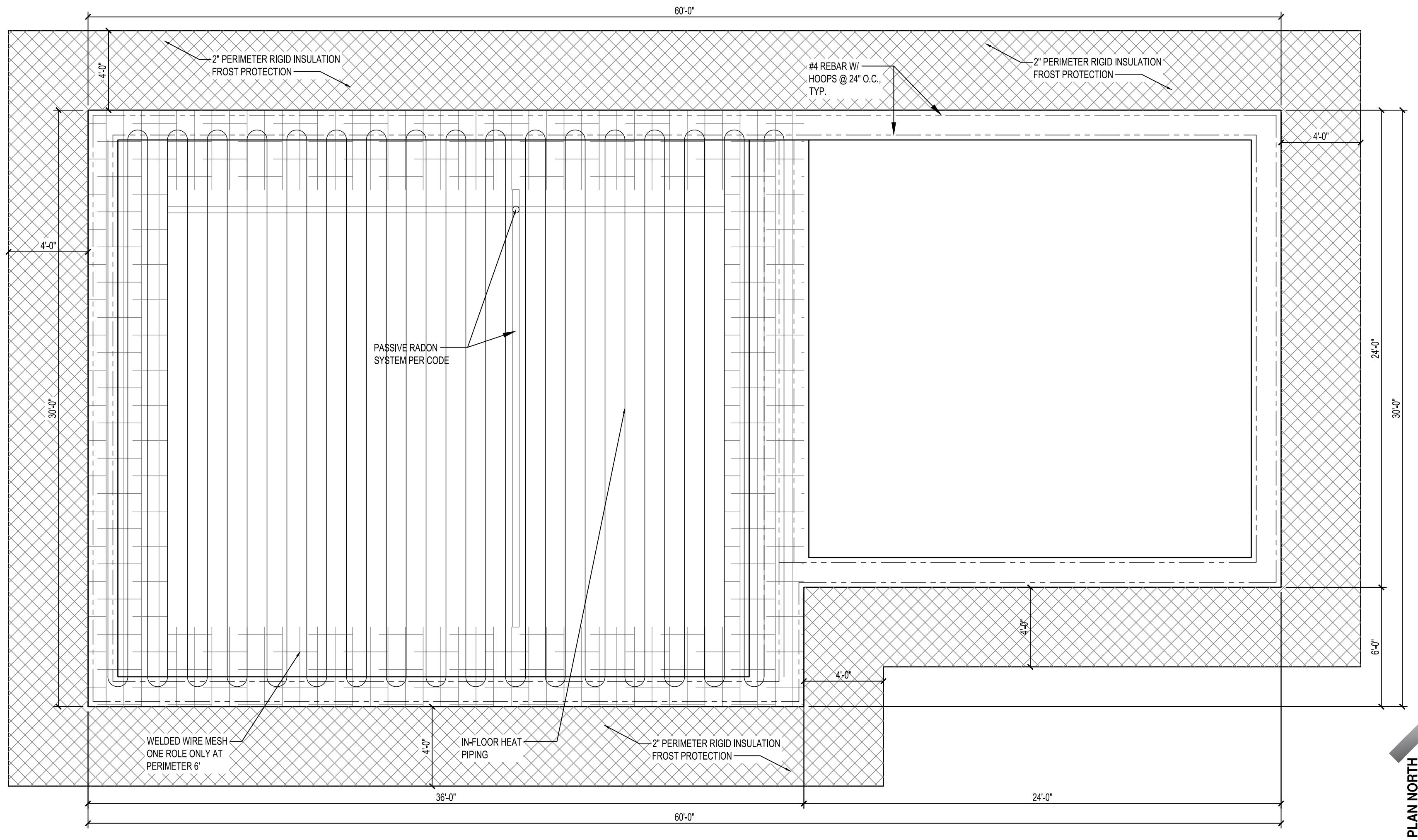
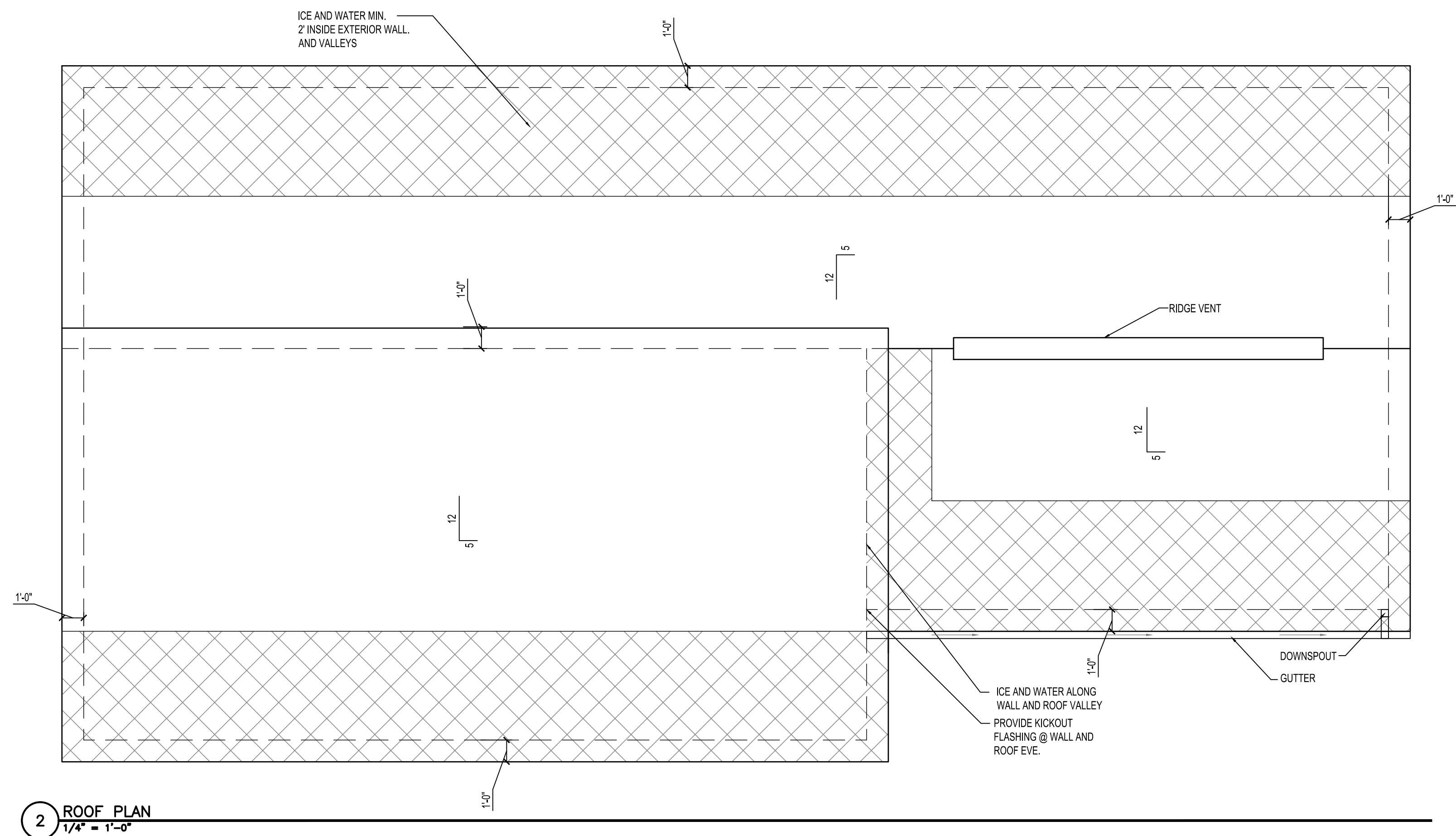
THESE PLANS ARE PREPARED BY A DESIGNER WHOM IS NOT A PROFESSIONAL ARCHITECT OR ENGINEER, AND EXPRESSLY DISCLAIMS ANY LIABILITY WHATSOEVER FOR ERRORS OR OMISSIONS OF ANY KIND WHICH MAY BE ON THESE PLANS. THE USER OF THESE PLANS ASSUMES ALL RESPONSIBILITY FOR THEIR ACCURACY, AND ALL GOVERNING CONTRACT DOCUMENTS SHALL APPLY TO THIS PROJECT. THE USER OF THESE PLANS IS ADVISED THAT THE DESIGNER HAS CONDUCTED VISUAL VERIFICATION OF THE SITE CONDITIONS AND DETERMINING ANY MODIFICATIONS NECESSARY TO MEET ACTUAL SITE CONDITIONS, THE SELECTION OF CORRECT STRUCTURAL MATERIALS AND APPLICATION OF ARCHITECTURAL PRINCIPLES IS A PRECISE ART. THE RESPONSIBILITY FOR WHICH RESTS WITH THE BUILDER, THE OWNER, OR THE USER OF THESE PLANS.

revisions:

description	date:
FINAL CD'S	2/3/25

drawn by: ---  
designed by: ---  
checked by: ---  
date: ---

Sheet Title  
**FOUNDATION & ROOF PLAN**  
sheet number



HAWK Construction, Inc. expressly reserves its common law copyright and other property rights in these plans. These plans are not to be reproduced, changed, or copied in any form or manner whatsoever, nor are they to be assigned to a third party without first obtaining the written permission and consent of HAWK Construction, Inc. In the event of unauthorized reuse of these plans by a third party, the third party shall hold HAWK Construction, Inc. harmless.  
COPYRIGHT 2025 HAWK Construction, Inc.



**HRA HOUSING  
DEVELOPMENT**  
Grand Rapids, Minnesota

project no: 24-0000

THESE PLANS ARE PREPARED BY A DESIGNER WHO IS NOT A PROFESSIONAL ARCHITECT OR ENGINEER, AND EXPRESSLY DISCLAIMS ANY LIABILITY WHATSOEVER FOR ERRORS OR OMISSIONS OF ANY KIND WHICH MAY BE ON THESE PLANS. THE USER OF THESE PLANS ASSUMES ALL RESPONSIBILITY FOR THEIR ACCURACY, AND ALL GOVERNING LOCAL, STATE, AND FEDERAL REGULATIONS, AND ALL APPLICABLE CODES OF CONSTRUCTION, AND ALL OTHER REGULATIONS, AND ALL APPLICABLE TO MEET ACTUAL SITE CONDITIONS. THE SELECTION OF CORRECT STRUCTURAL MATERIALS AND APPLICATION OF ARCHITECTURAL PRINCIPLES IS A PRECISE ART. THE RESPONSIBILITY FOR WHICH RESTS WITH THE BUILDER, THE OWNER, OR THE USER OF THESE PLANS.

revisions:

FINAL CD'S	date:
	2/3/25

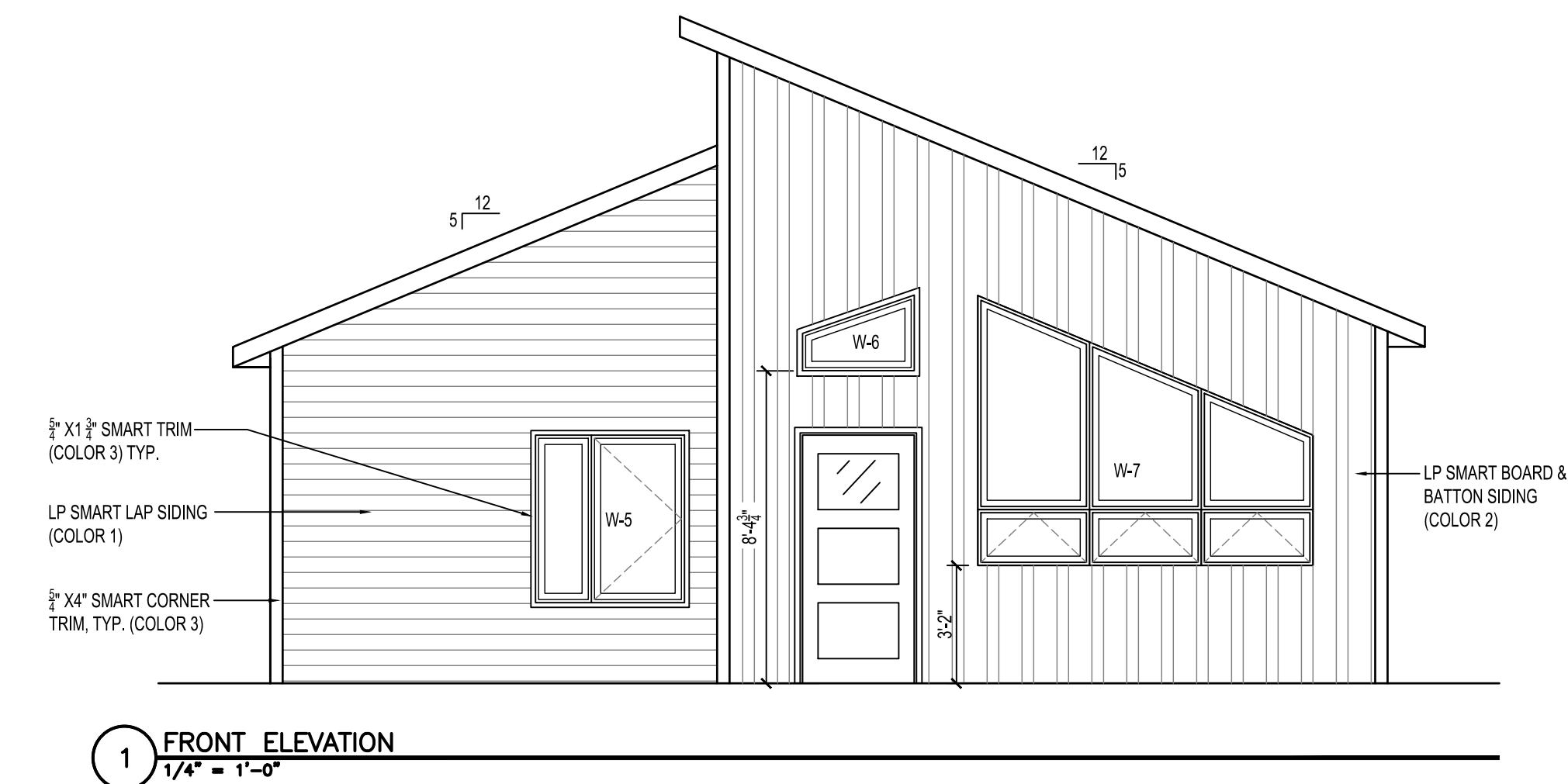
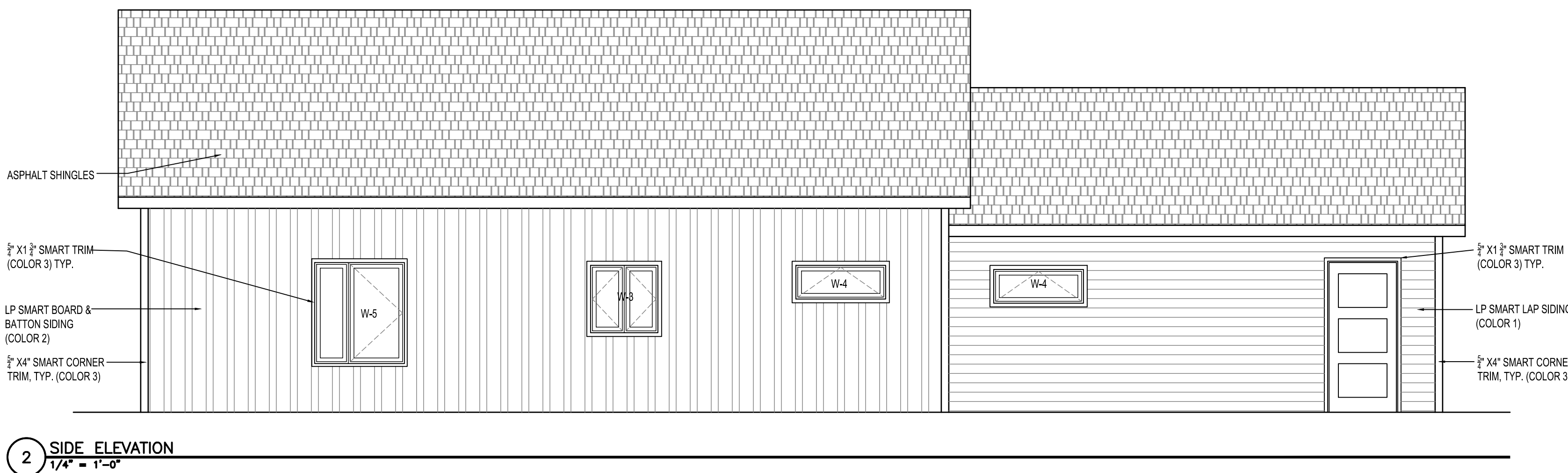
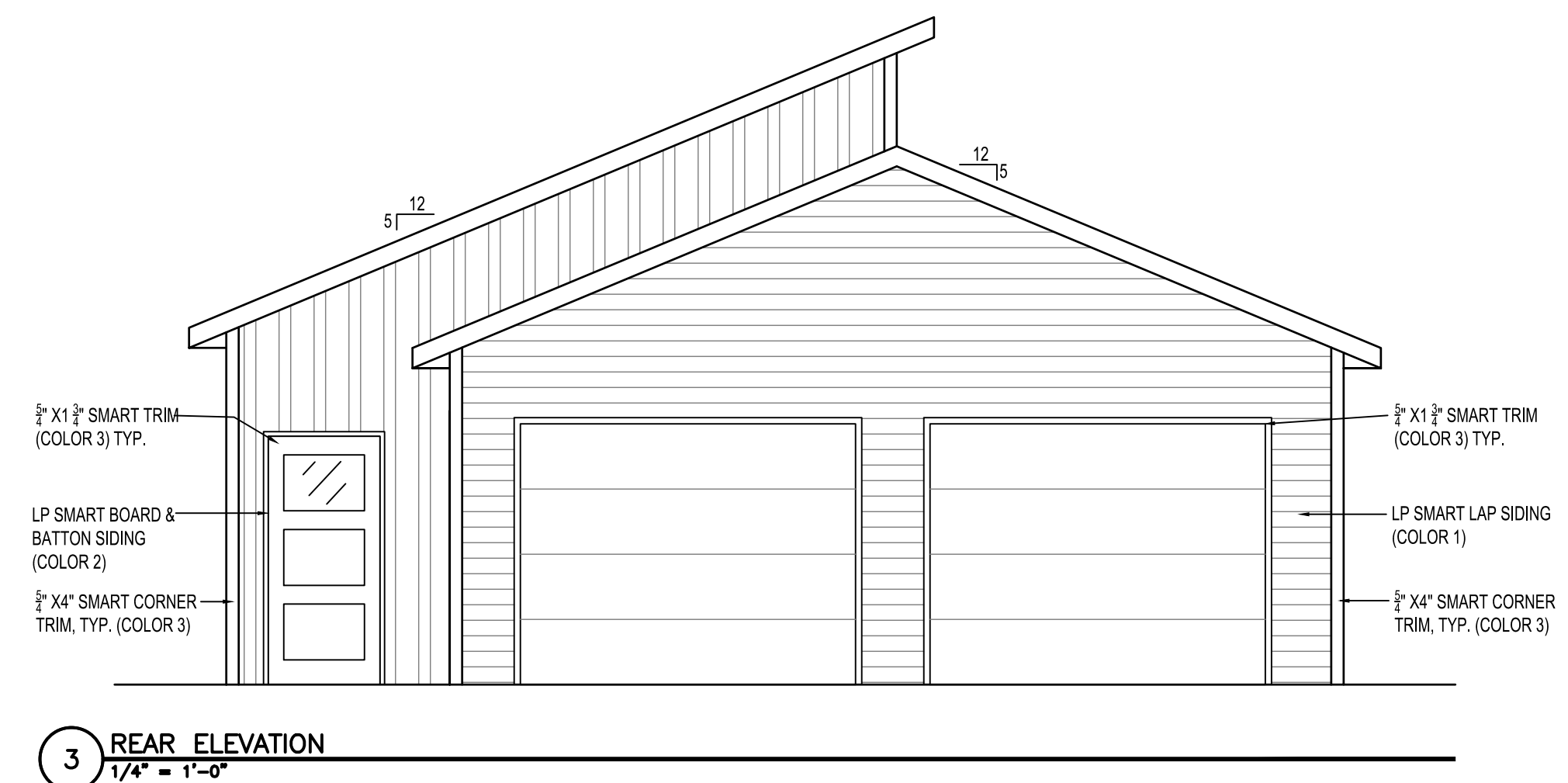
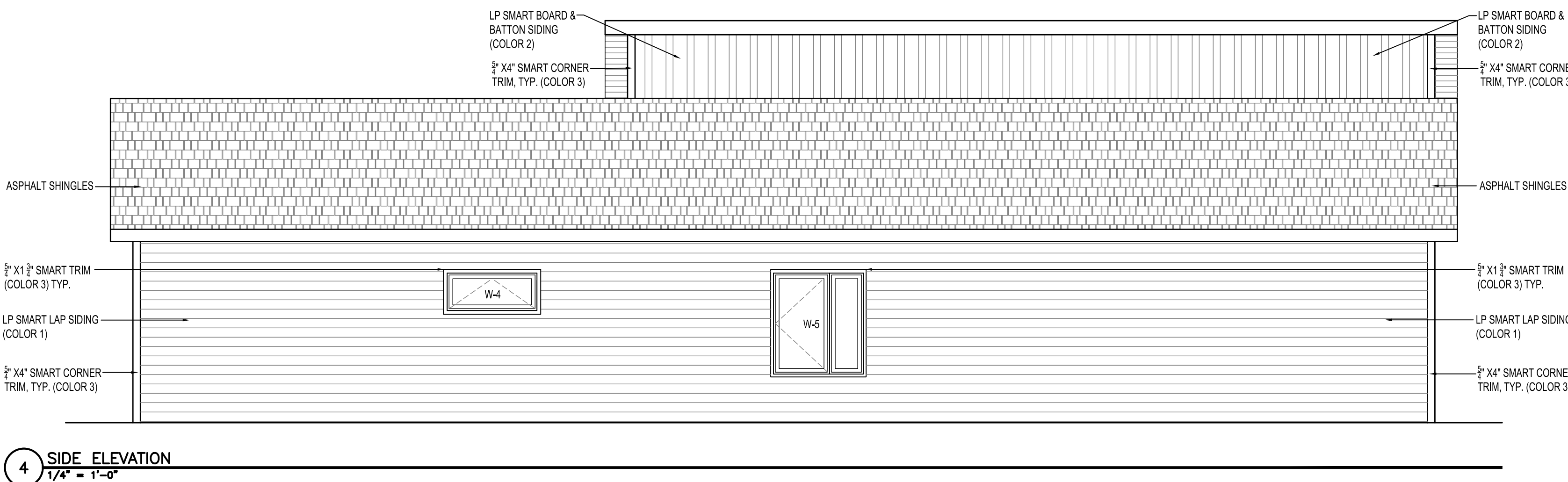
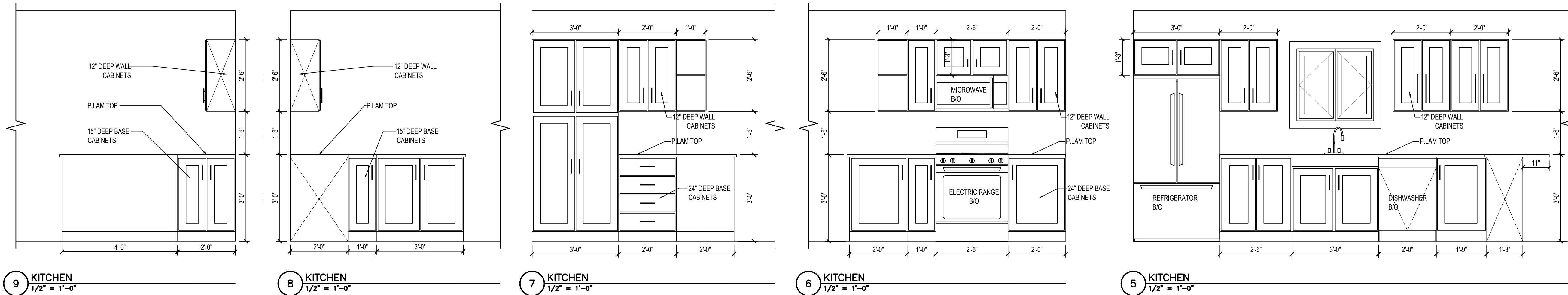
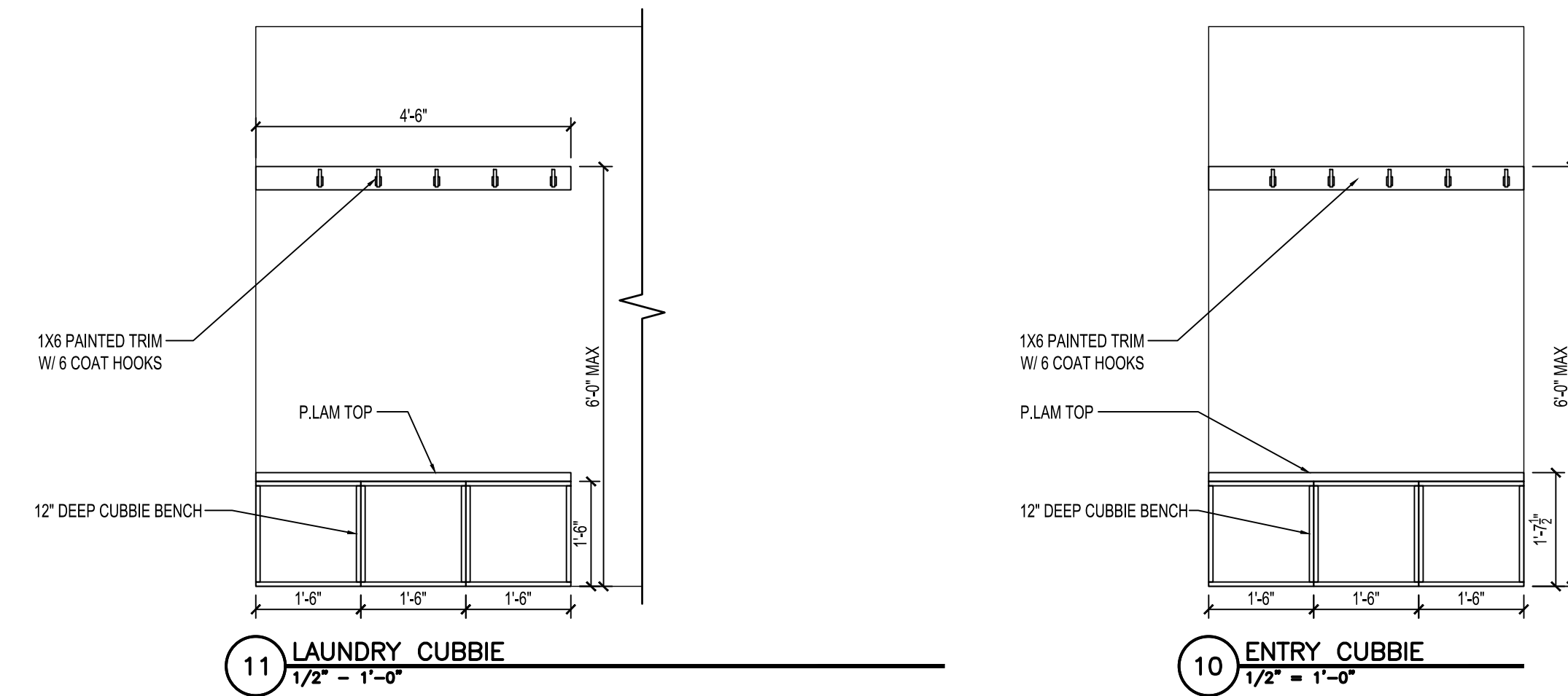
drawn by: ---  
designed by: ---  
checked by: ---  
date: ---

sheet number

**EXT.  
ELEVATIONS  
MODERN**

sheet number

**A5.1**





**HRA HOUSING  
DEVELOPMENT**  
Grand Rapids, Minnesota

project no: 24-0000

THESE PLANS ARE PREPARED BY A DESIGNER WHO IS NOT A PROFESSIONAL ARCHITECT OR ENGINEER, AND EXPRESSLY DISCLAIMS ANY LIABILITY WHATSOEVER FOR ERRORS OR OMISSIONS OF ANY KIND WHICH MAY BE ON THESE PLANS. THE USER OF THESE PLANS ASSUMES ALL RESPONSIBILITY FOR THEIR ACCURACY, AND ALL GOVERNING CODES, ORDINANCES, AND REGULATIONS APPLY TO THE SITE OF CONSTRUCTION. THE USER OF THESE PLANS IS RESPONSIBLE FOR VERIFYING ALL INFORMATION, INCLUDING ANY NECESSARY TO MEET ACTUAL SITE CONDITIONS, THE SELECTION OF CORRECT STRUCTURAL MATERIALS AND APPLICATION OF ARCHITECTURAL PRINCIPLES IS A PRECISE ART. THE RESPONSIBILITY FOR WHICH RESTS WITH THE BUILDER, THE OWNER, OR THE USER OF THESE PLANS.

revisions:

FINAL CD'S	date:
	2/3/25

drawn by: ---

designed by: ---

checked by: ---

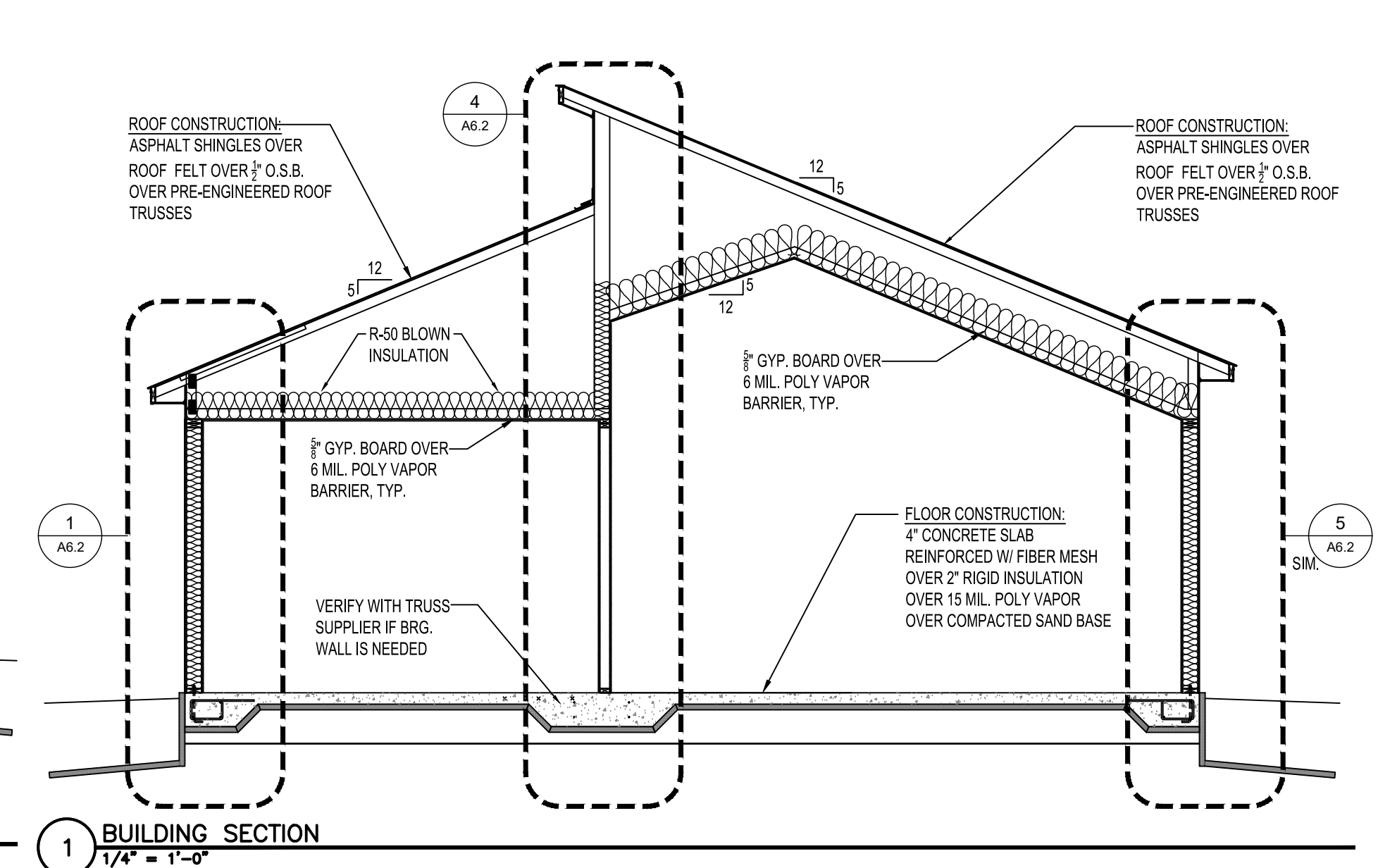
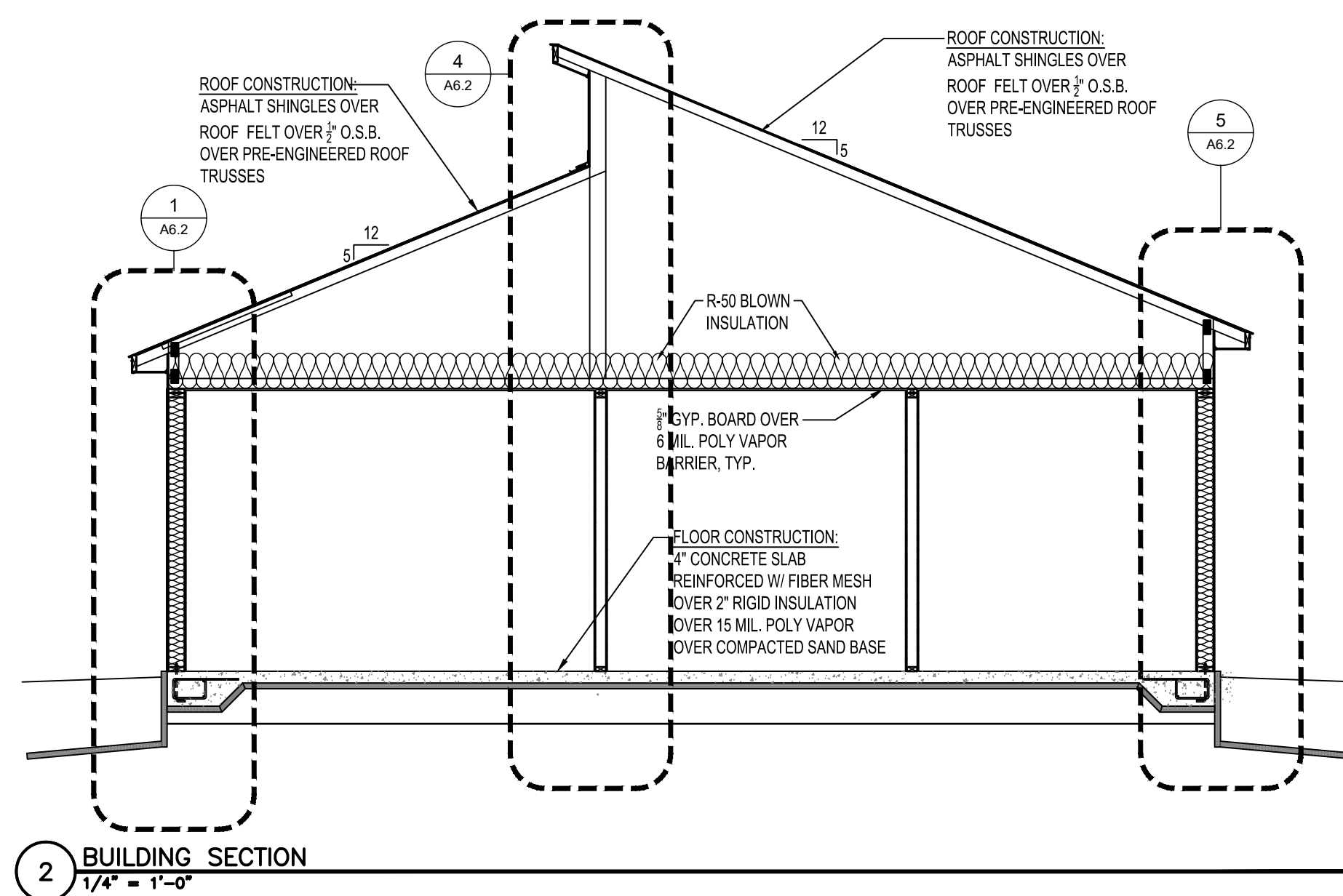
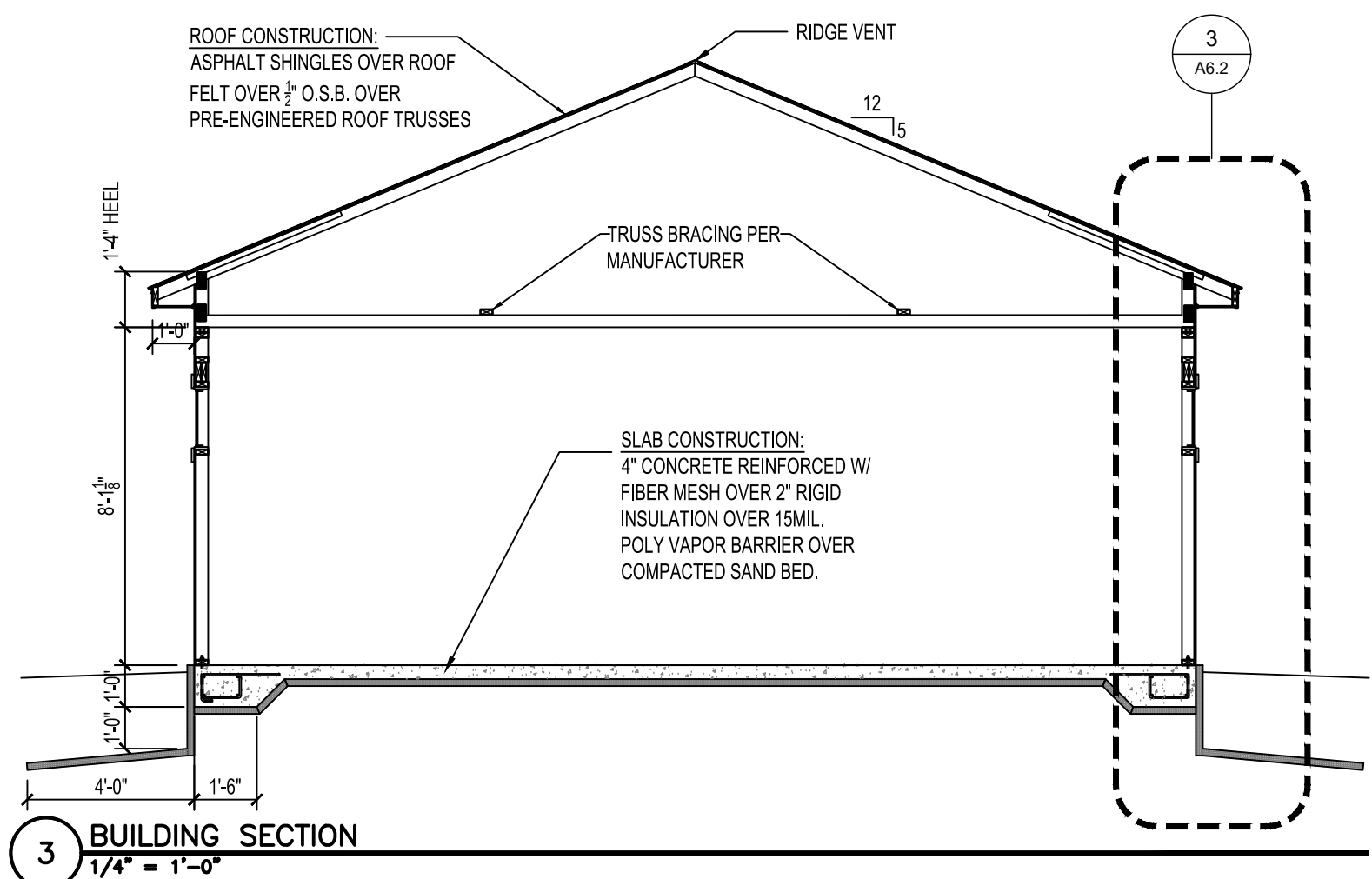
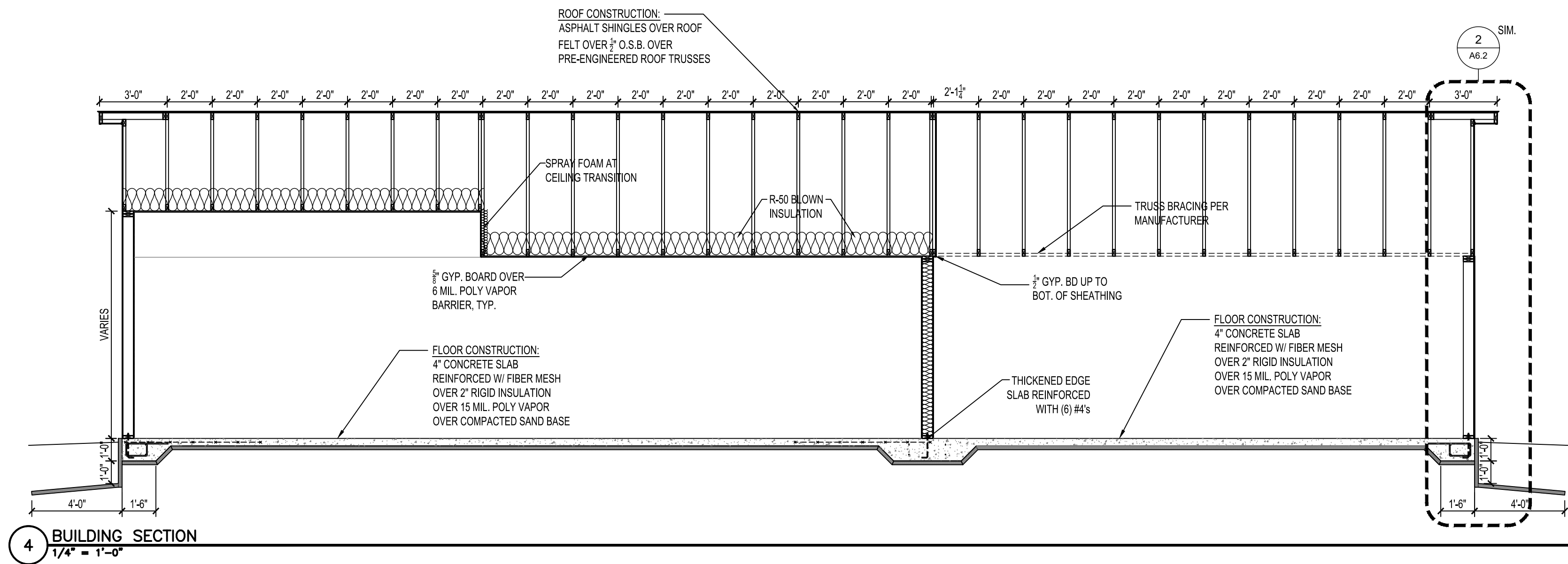
date: ---

sheet title

**BUILDING SECTIONS MODERN**

sheet number

**A6.1**





# HRA HOUSING DEVELOPMENT

Grand Rapids, Minnesota

project no: 24-0000

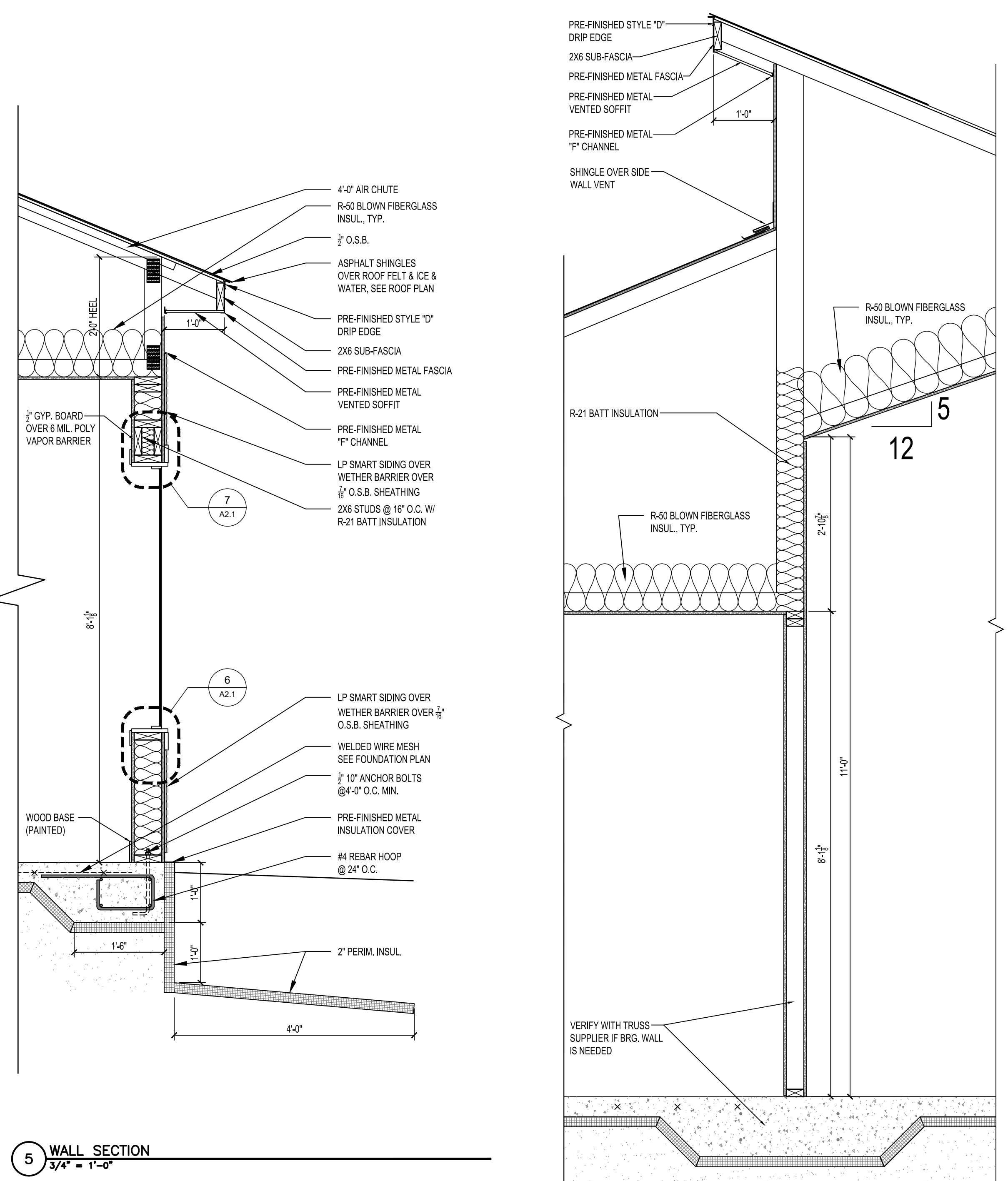
THESE PLANS ARE PREPARED BY A DESIGNER WHO IS NOT A PROFESSIONAL ARCHITECT OR ENGINEER, AND EXPRESSLY DISCLAIMS ANY LIABILITY WHATSOEVER FOR ERRORS OR OMISSIONS OF ANY KIND WHICH MAY BE ON THESE PLANS. THE USER OF THESE PLANS ASSUMES ALL RESPONSIBILITY FOR THEIR ACCURACY, AND ALL GOVERNING LOCAL, STATE, AND FEDERAL REGULATIONS, AND ANY MODIFICATIONS NECESSARY TO MEET ACTUAL SITE CONDITIONS. THE SELECTION OF CORRECT STRUCTURAL MATERIALS AND APPLICATION OF ARCHITECTURAL PRINCIPLES IS A PRECISE ART. THE RESPONSIBILITY FOR WHICH RESTS WITH THE BUILDER, THE OWNER, OR THE USER OF THESE PLANS.

revisions:

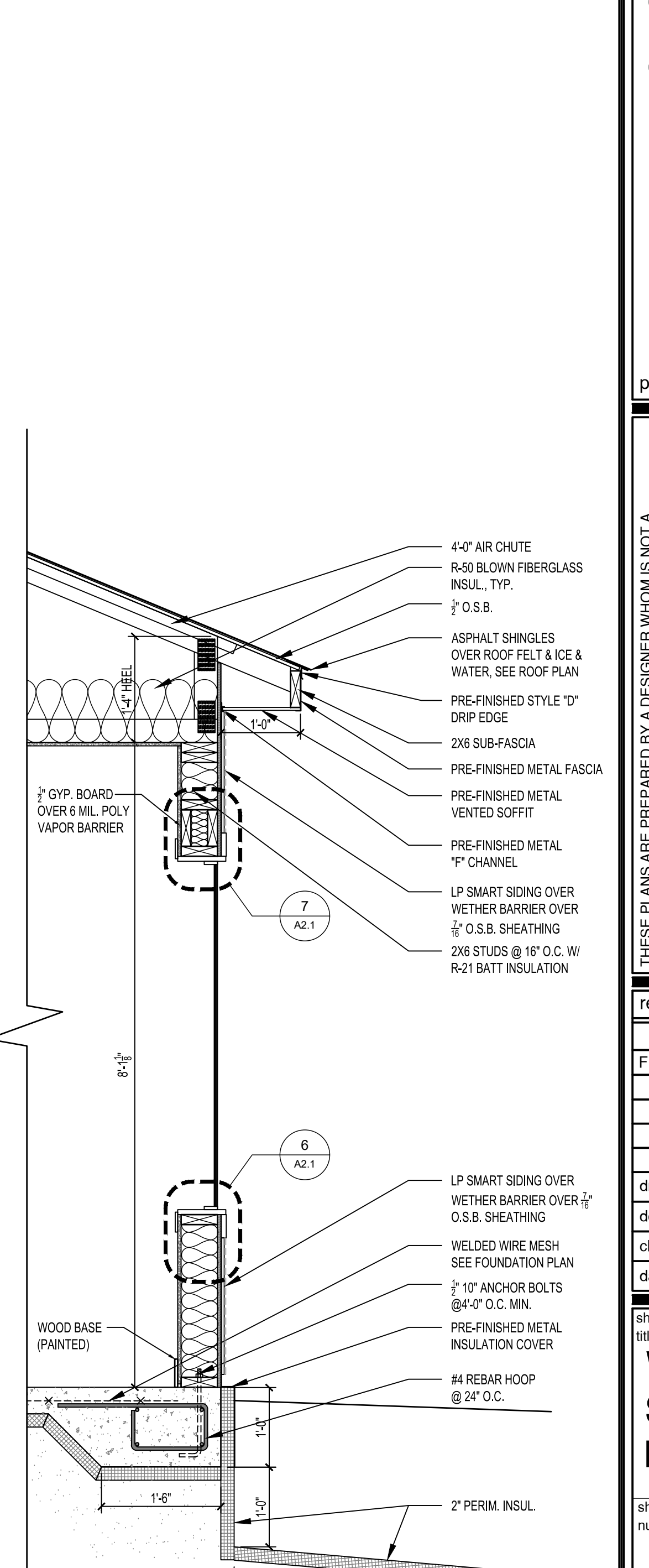
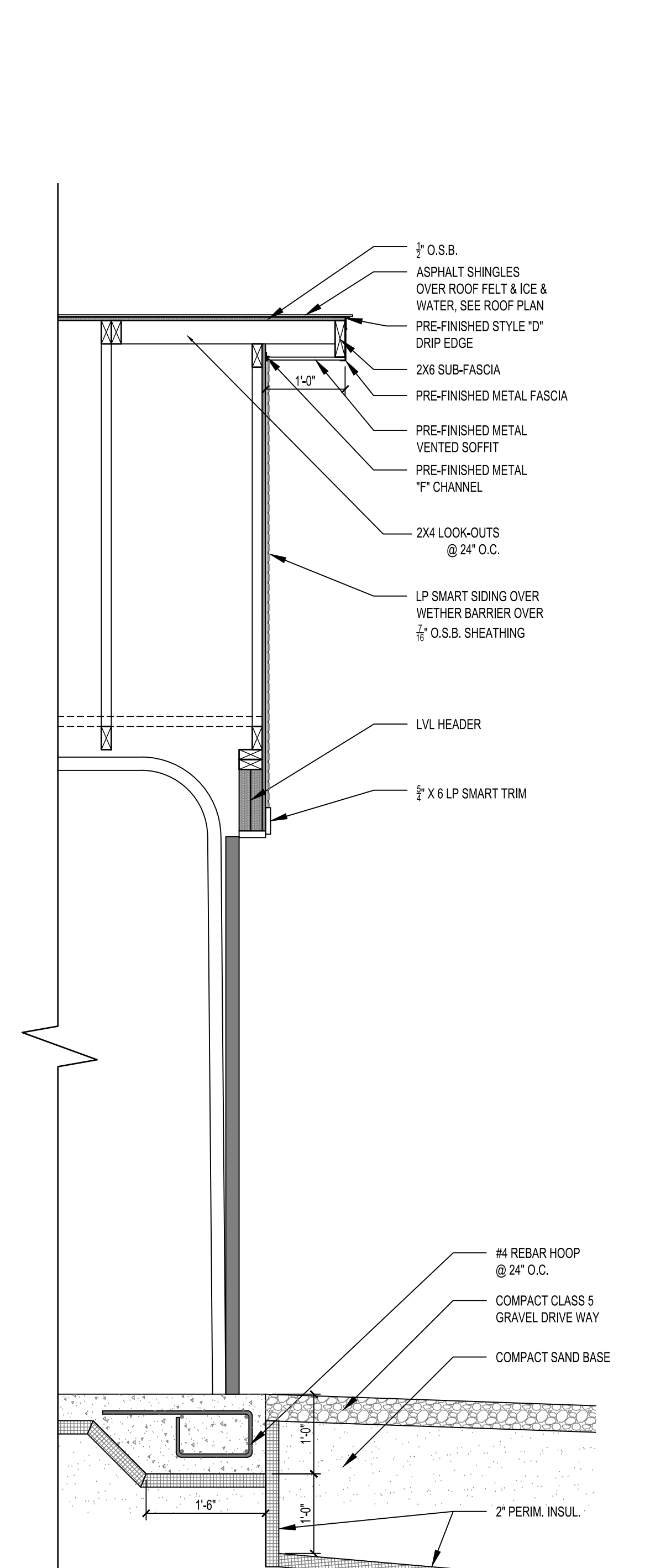
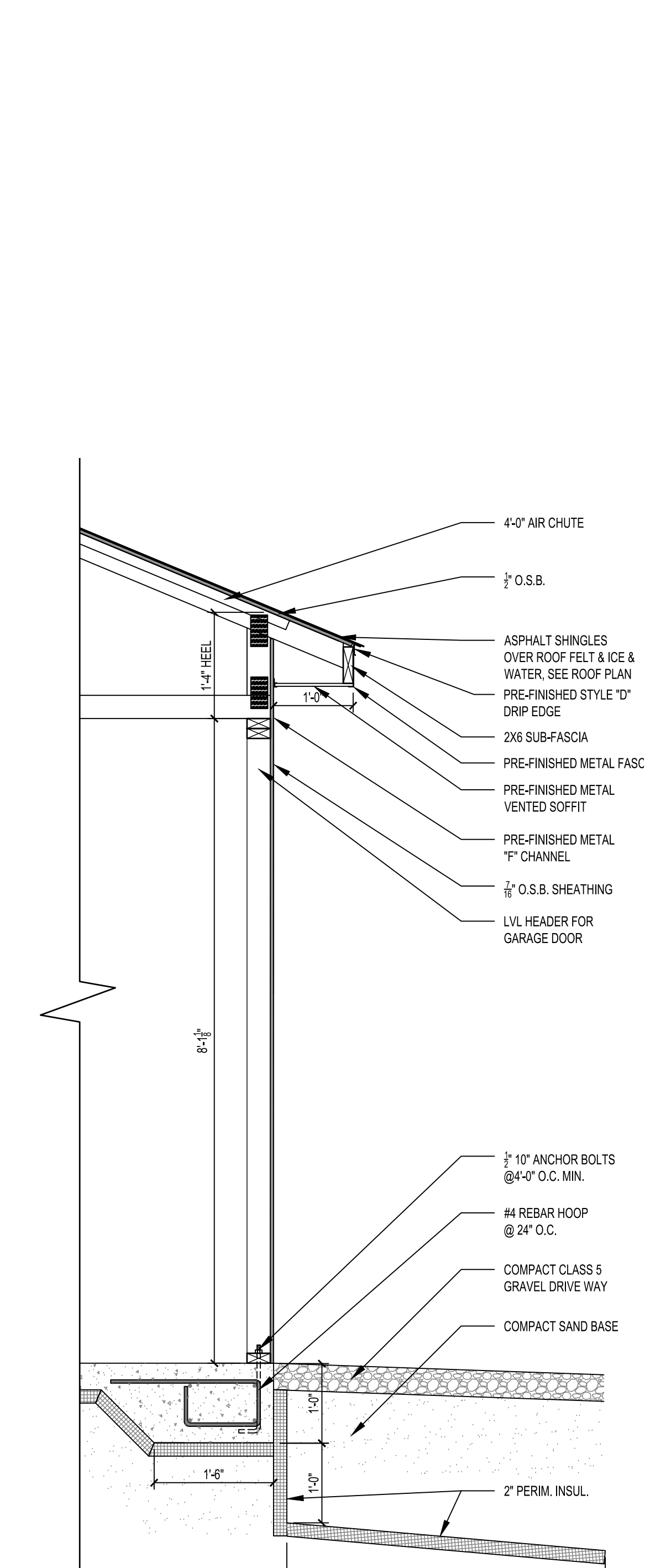
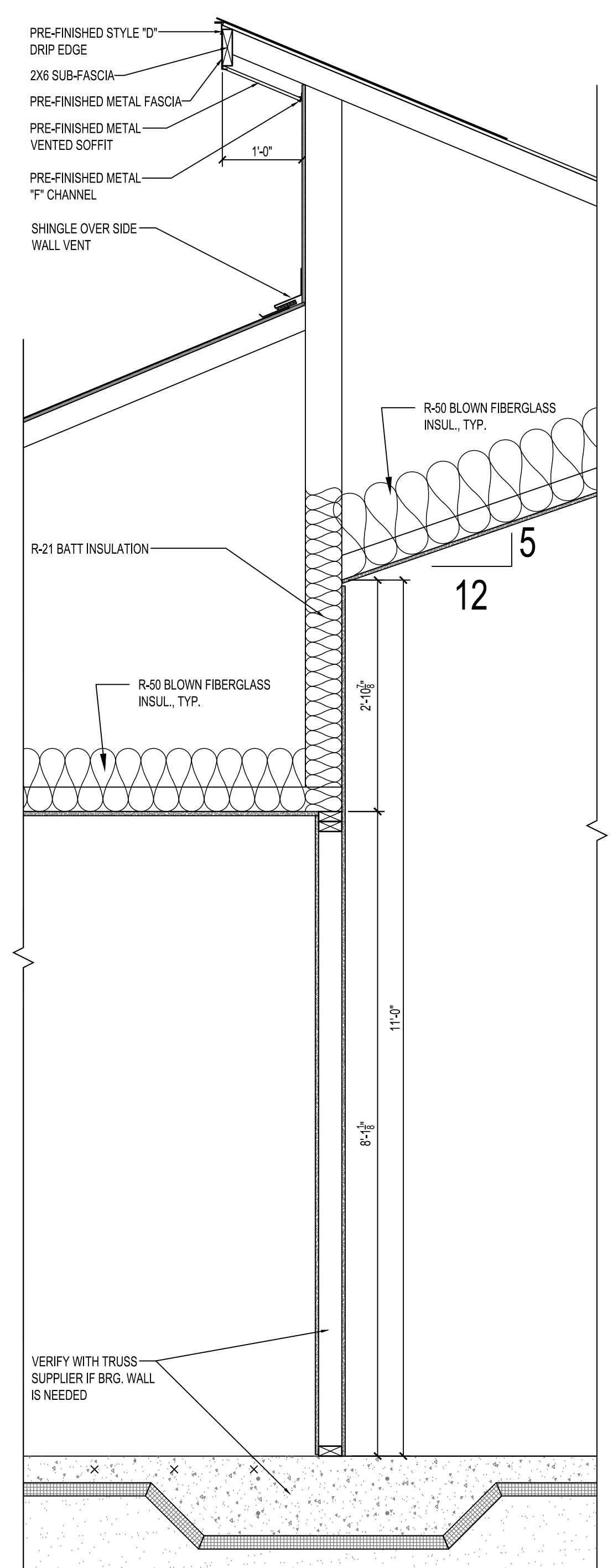
NO.	DATE	DESCRIPTION
1	2/3/25	FINAL CD'S

drawn by: ---  
designed by: ---  
checked by: ---  
date: ---

sheet title  
**WALL SECTIONS MODERN**  
sheet number  
**A6.2**



HAWK Construction, Inc. expressly reserves its common law copyright and other property rights in these plans. These plans are not to be reproduced, changed, or copied in any form or manner whatsoever, nor are they to be assigned to a third party without first obtaining the written permission and consent of HAWK Construction, Inc. In the event of unauthorized reuse of these plans by a third party, the third party shall hold HAWK Construction, Inc. harmless.  
COPYRIGHT 2025 HAWK Construction, Inc.



HAWK Construction, Inc. expressly reserves its common law copyright and other property rights in these plans. These plans are not to be reproduced, changed, or copied in any form or manner whatsoever, nor are they to be assigned to a third party without first obtaining the written permission and consent of HAWK Construction, Inc. In the event of unauthorized reuse of these plans by a third party, the third party shall hold HAWK Construction, Inc. harmless.  
COPYRIGHT 2025 HAWK Construction, Inc.



**HRA HOUSING  
DEVELOPMENT**  
Grand Rapids, Minnesota

project no: 24-0000

THESE PLANS ARE PREPARED BY A DESIGNER WHO IS NOT A PROFESSIONAL ARCHITECT OR ENGINEER, AND EXPRESSLY DISCLAIMS ANY LIABILITY WHATSOEVER FOR ERRORS OR OMISSIONS OF ANY KIND WHICH MAY BE ON THESE PLANS. THE USER OF THESE PLANS ASSUMES ALL RESPONSIBILITY FOR THEIR ACCURACY, AND ALL GOVERNING LOCAL, STATE, AND FEDERAL REQUIREMENTS, INCLUDING THE SITE OF CONSTRUCTION, AND DETERMINING ANY MODIFICATIONS NECESSARY TO MEET ACTUAL SITE CONDITIONS. THE SELECTION OF CORRECT STRUCTURAL MATERIALS AND APPLICATION OF ARCHITECTURAL PRINCIPLES IS A PRECISE ART. THE RESPONSIBILITY FOR WHICH RESTS WITH THE BUILDER, THE OWNER, OR THE USER OF THESE PLANS.

revisions:	date:
FINAL CD'S	2/3/25
drawn by: ---	
designed by: ---	
checked by:	
date:	

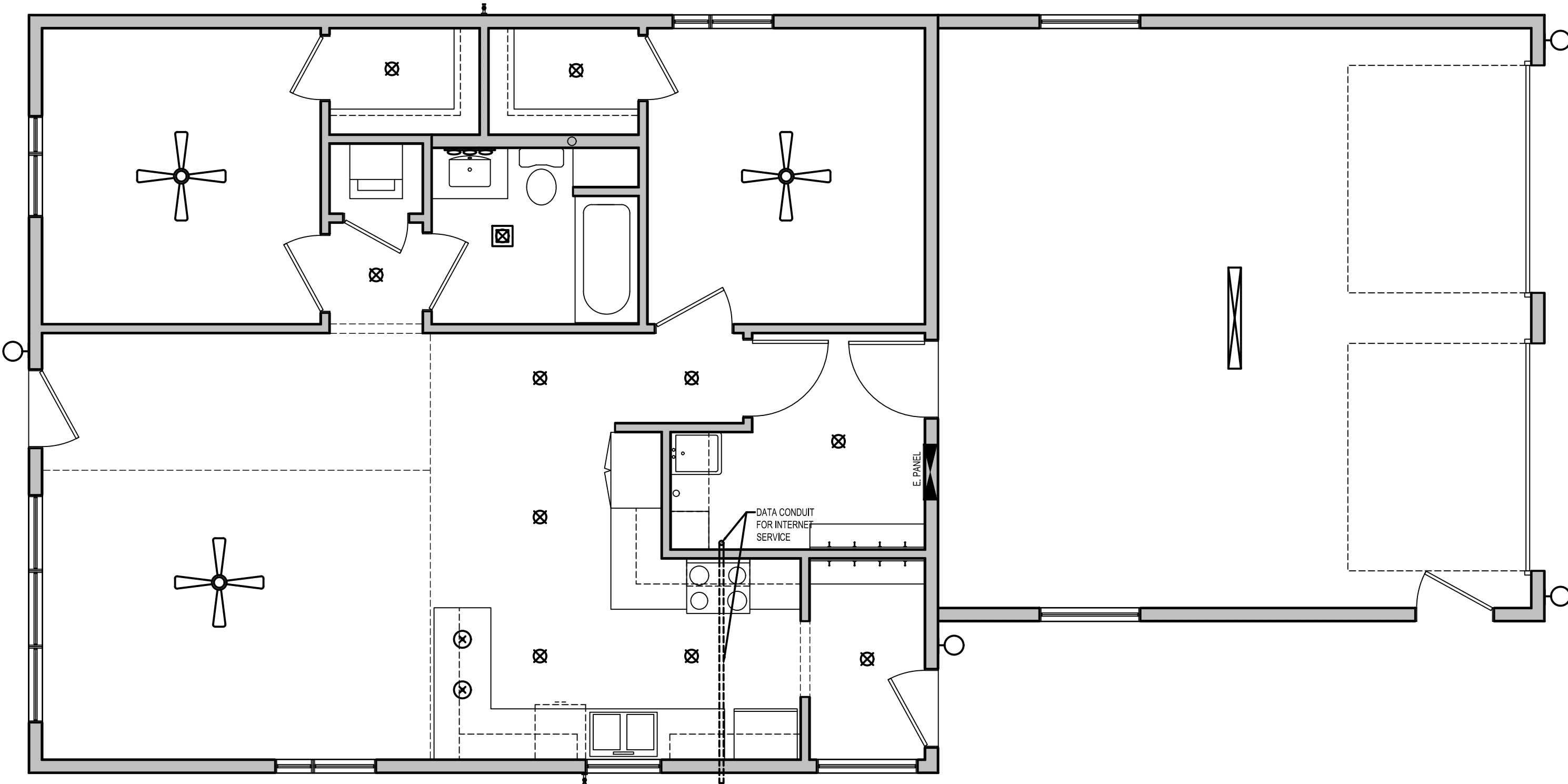
Sheet  
Title  
**ELECTRICAL  
PLAN**

sheet  
number

**E1.1**

<b>ELECTRICAL NOTES:</b>	
HARDWARE CARBON MONOXIDE (CO) DETECTORS	
-	LOCATE ONE PER SLEEPING ROOM
-	LOCATE ONE 10' OUTSIDE SLEEPING ROOMS
-	ALL LIGHT FIXTURES TO BE LED.

<b>LIGHT FIXTURE TYPES + ALLOWANCES:</b>	
	CANLESS RECESSED LIGHT - \$50/FIXTURE ALLOWANCE
	BATHROOM VENT W/ LIGHT - \$150/FIXTURE ALLOWANCE
	PENDANT LIGHT - \$100/FIXTURE ALLOWANCE
	UP/DOWN CYLINDER LIGHT - \$150/FIXTURE ALLOWANCE
	BATHROOM VANITY LIGHT - \$175/FIXTURE ALLOWANCE
	CEILING FAN WITH LIGHT - \$350/FIXTURE ALLOWANCE
	SURFACE MOUNTED STRIP LIGHT - \$100/FIXTURE ALLOWANCE



1 **ELECTRICAL PLAN**  
1/4" = 1'-0"

HAWK Construction, Inc. expressly reserves its common law copyright and other property rights in these plans. These plans are not to be reproduced, changed, or copied in any form or manner whatsoever, nor are they to be assigned to a third party without first obtaining the written permission and consent of HAWK Construction, Inc. In the event of unauthorized reuse of these plans by a third party, the third party shall hold HAWK Construction, Inc. harmless.  
COPYRIGHT 2025 HAWK Construction, Inc.





# HRA HOUSING DEVELOPMENT

## 2 BED RANCH STYLE

GRAND RAPIDS, MN



833 West Hwy. 2 | Grand Rapids, MN 55744 | 218.327.0069

HRA HOUSING DEVELOPMENT

Grand Rapids, Minnesota

project no: 24-0000

### Design Team

**Owner**  
 Itasca County Housing Redevelopment (ICHRA)  
 1115 NW 4th St.  
 Grand Rapids, MN 55744  
 Phone: (218) 326-7978  
 Fax: 218-326-8031

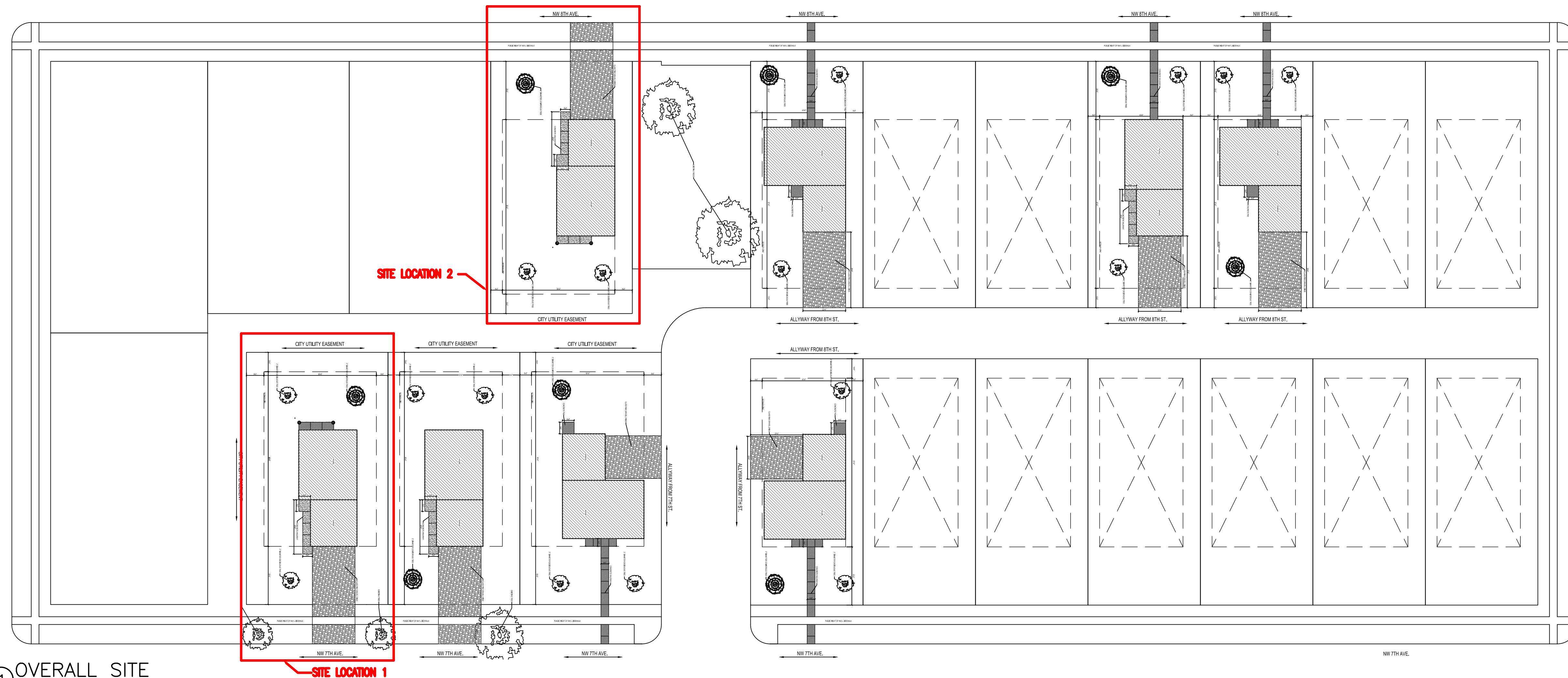
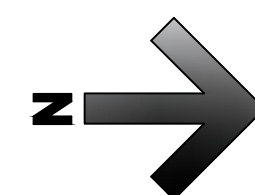
Contact: Isaac Meyer  
 E-mail: isaac@itascacountyhra.org

**Architect**  
 Hawk Construction Inc.  
 1833 Highway 2 West  
 Grand Rapids, MN 55744  
 Phone: 218-327-0069  
 Fax: 218-327-1642

Contact: Cameron Persons  
 Dan Fillbrandt  
 E-mail: cameron@hawkconstructioninc.com  
 dan@hawkconstructioninc.com

### Sheet Index

- Architectural**
- A1.1 TITLE SHEET
  - A1.2 SITE PLAN LOCATION 1
  - A1.3 SITE PLAN LOCATION 2
  - A2.1 FLOOR PLAN
  - A2.2 FOUNDATION PLAN
  - A5.1 ELEVATIONS
  - A6.1 BUILDING SECTIONS
  - A6.2 WALL SECTIONS
  - E1.1 ELECTRICAL PLAN



1 OVERALL SITE  
 1/32" = 1'-0"

THESE PLANS ARE PREPARED BY A DESIGNER WHO IS NOT A PROFESSIONAL ARCHITECT OR ENGINEER, AND EXPRESSLY DISCLAIMS ANY LIABILITY WHATSOEVER FOR ERRORS OR OMISSIONS OF ANY KIND WHICH MAY BE ON THESE PLANS. THE USER OF THESE PLANS ASSUMES ALL RESPONSIBILITY FOR THEIR ACCURACY, AND ALL GOVERNING CODES, ORDINANCES, AND REGULATIONS APPLY TO THE SITE OF CONSTRUCTION. HAWK CONSTRUCTION INC. DOES NOT WARRANT TO MEET ACTUAL SITE CONDITIONS. THE SELECTION OF CORRECT STRUCTURAL MATERIALS AND APPLICATION OF ARCHITECTURAL PRINCIPLES IS A PRECISE ART. THE RESPONSIBILITY FOR WHICH RESTS WITH THE BUILDER, THE OWNER, OR THE USER OF THESE PLANS.

#### revisions:

FINAL CD'S	date:
	2/3/25
drawn by: ---	
designed by: ---	
checked by:	
date:	

Sheet Title  
**TITLE SHEET - RANCH**

Sheet number  
**A1.1**

HAWK Construction, Inc. expressly reserves its common law copyright and other property rights in these plans. These plans are not to be reproduced, changed, or copied in any form or manner whatsoever, nor are they to be assigned to a third party without first obtaining the written permission and consent of HAWK Construction, Inc. In the event of unauthorized reuse of these plans by a third party, the third party shall hold HAWK Construction, Inc. harmless.



**HRA HOUSING  
DEVELOPMENT**  
Grand Rapids, Minnesota

project no: 24-0000

THESE PLANS ARE PREPARED BY A DESIGNER WHO IS NOT A PROFESSIONAL ARCHITECT OR ENGINEER, AND EXPRESSLY DISCLAIMS ANY LIABILITY WHATSOEVER FOR ERRORS OR OMISSIONS OF ANY KIND WHICH MAY BE ON THESE PLANS. THE USER OF THESE PLANS ASSUMES ALL RESPONSIBILITY FOR THEIR ACCURACY, AND ALL GOVERNING CODES, ORDINANCES, AND REGULATIONS APPLY TO THE SITE OF CONSTRUCTION. THE USER OF THESE PLANS AGREES TO ACCEPT OF CONSTRUCTION AND OPERATING ANY MODIFICATIONS NECESSARY TO MEET ACTUAL SITE CONDITIONS. THE SELECTION OF CORRECT STRUCTURAL MATERIALS AND APPLICATION OF ARCHITECTURAL PRINCIPLES IS A PRECISE ART. THE RESPONSIBILITY FOR WHICH RESTS WITH THE BUILDER, THE OWNER, OR THE USER OF THESE PLANS.

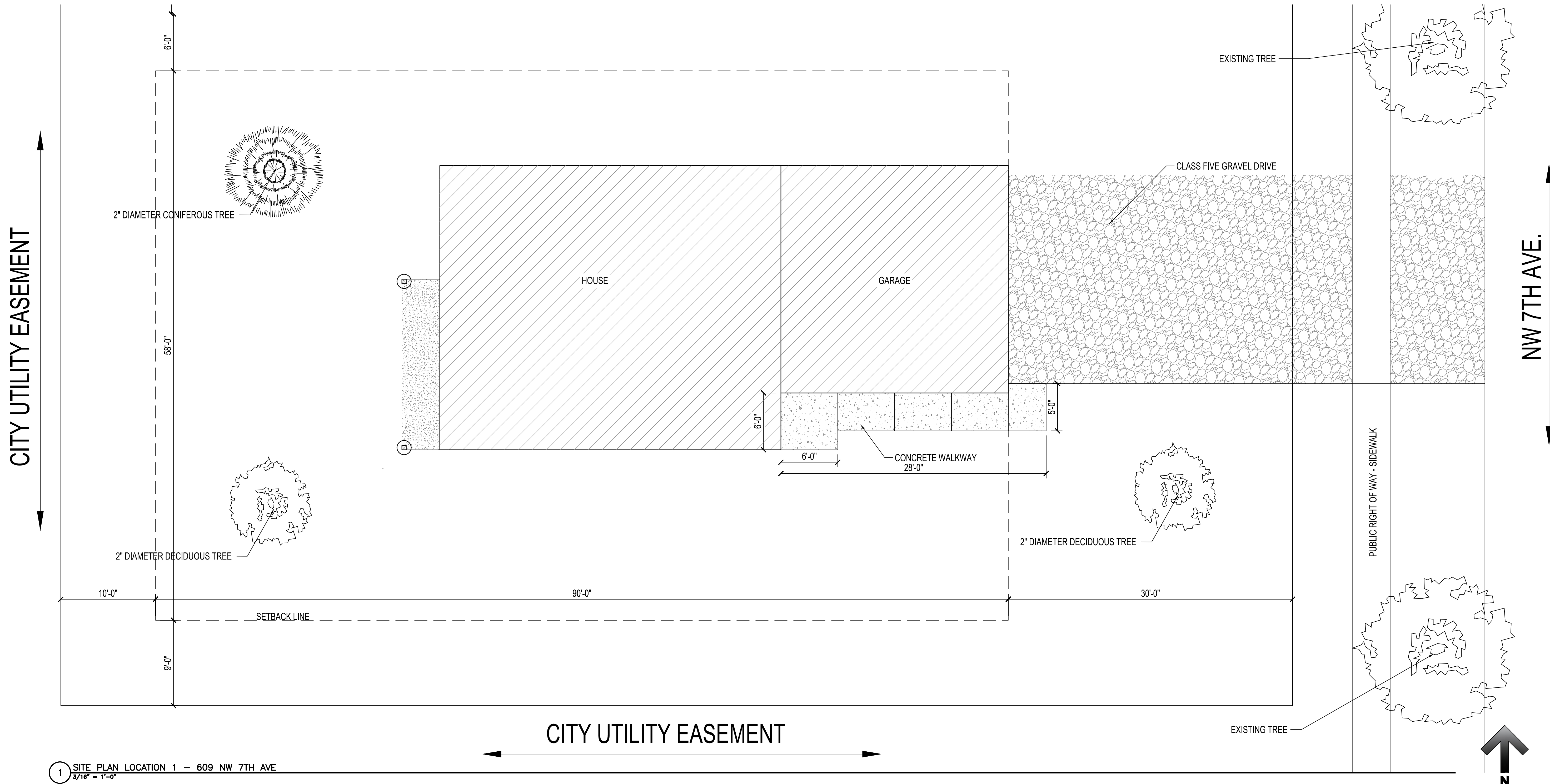
revisions:

	date:
FINAL CD'S	2/3/25
drawn by: ---	
designed by: ---	
checked by:	
date:	

Sheet  
Title  
**SITE PLAN  
LOCATION 1**

sheet  
number

**A1.2**



1 SITE PLAN LOCATION 1 - 609 NW 7TH AVE  
3/16" = 1'-0"



**HRA HOUSING DEVELOPMENT**  
Grand Rapids, Minnesota

project no: 24-0000

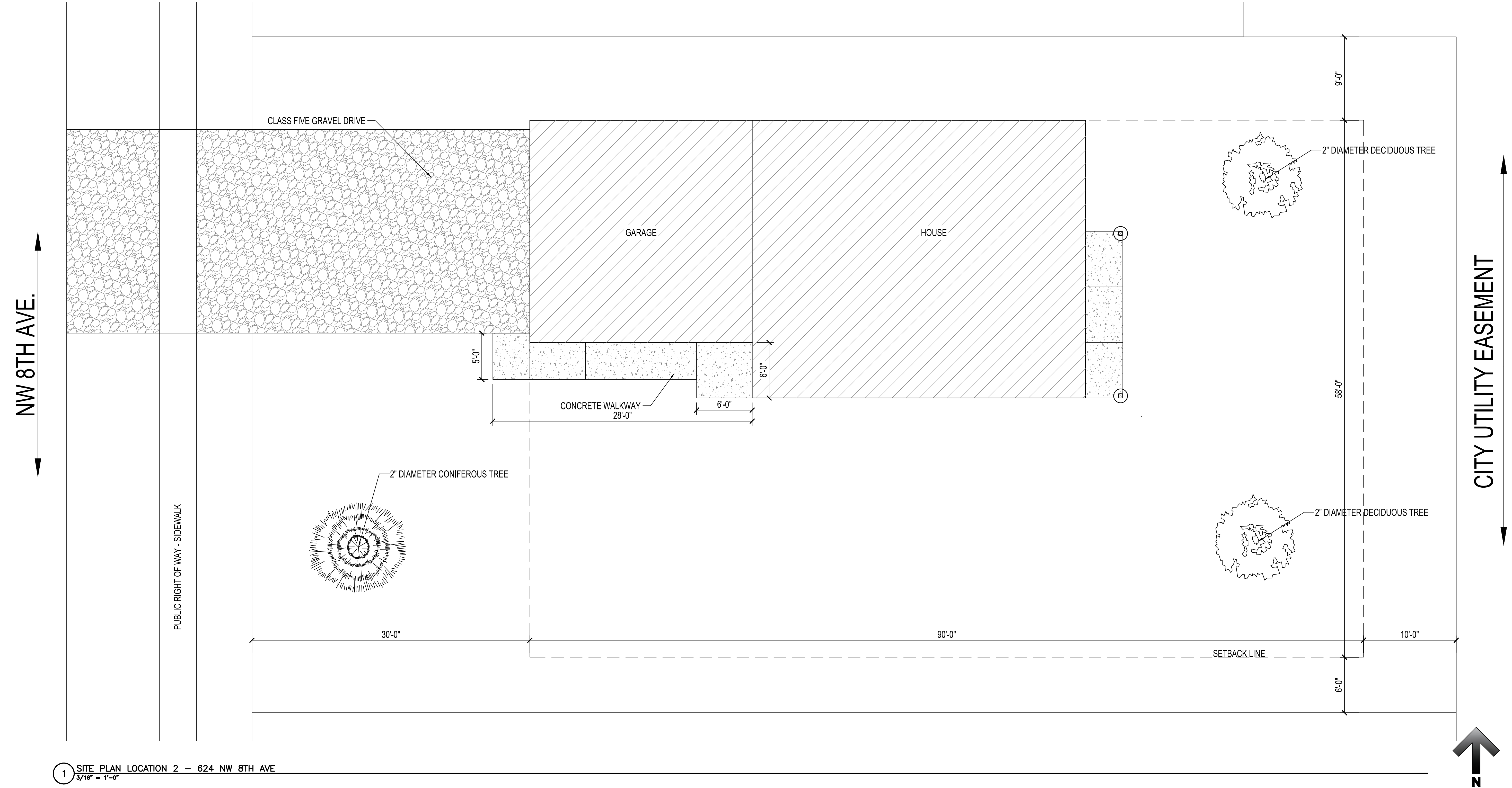
THESE PLANS ARE PREPARED BY A DESIGNER WHO IS NOT A PROFESSIONAL ARCHITECT OR ENGINEER, AND EXPRESSLY DISCLAIMS ANY LIABILITY WHATSOEVER FOR ERRORS OR OMISSIONS OF ANY KIND WHICH MAY BE ON THESE PLANS. THE USER OF THESE PLANS ASSUMES ALL RESPONSIBILITY FOR THEIR ACCURACY, AND ALL GOVERNING CODES, ORDINANCES, AND REGULATIONS APPLY TO THE SITE OF CONSTRUCTION. THE USER OF THESE PLANS IS RESPONSIBLE FOR OBTAINING ALL NECESSARY PERMITS AND APPROVALS FROM THE APPROPRIATE AGENCIES TO MEET ACTUAL SITE CONDITIONS. THE SELECTION OF CORRECT STRUCTURAL MATERIALS AND APPLICATION OF ARCHITECTURAL PRINCIPLES IS A PRECISE ART. THE RESPONSIBILITY FOR WHICH RESTS WITH THE BUILDER, THE OWNER, OR THE USER OF THESE PLANS.

revisions:

	date:
FINAL CD'S	2/3/25

drawn by: ---  
designed by: ---  
checked by: ---  
date: ---

Sheet Title	SITE PLAN LOCATION 2
Sheet number	A1.3



1 SITE PLAN LOCATION 2 - 624 NW 8TH AVE  
3/16" = 1'-0"

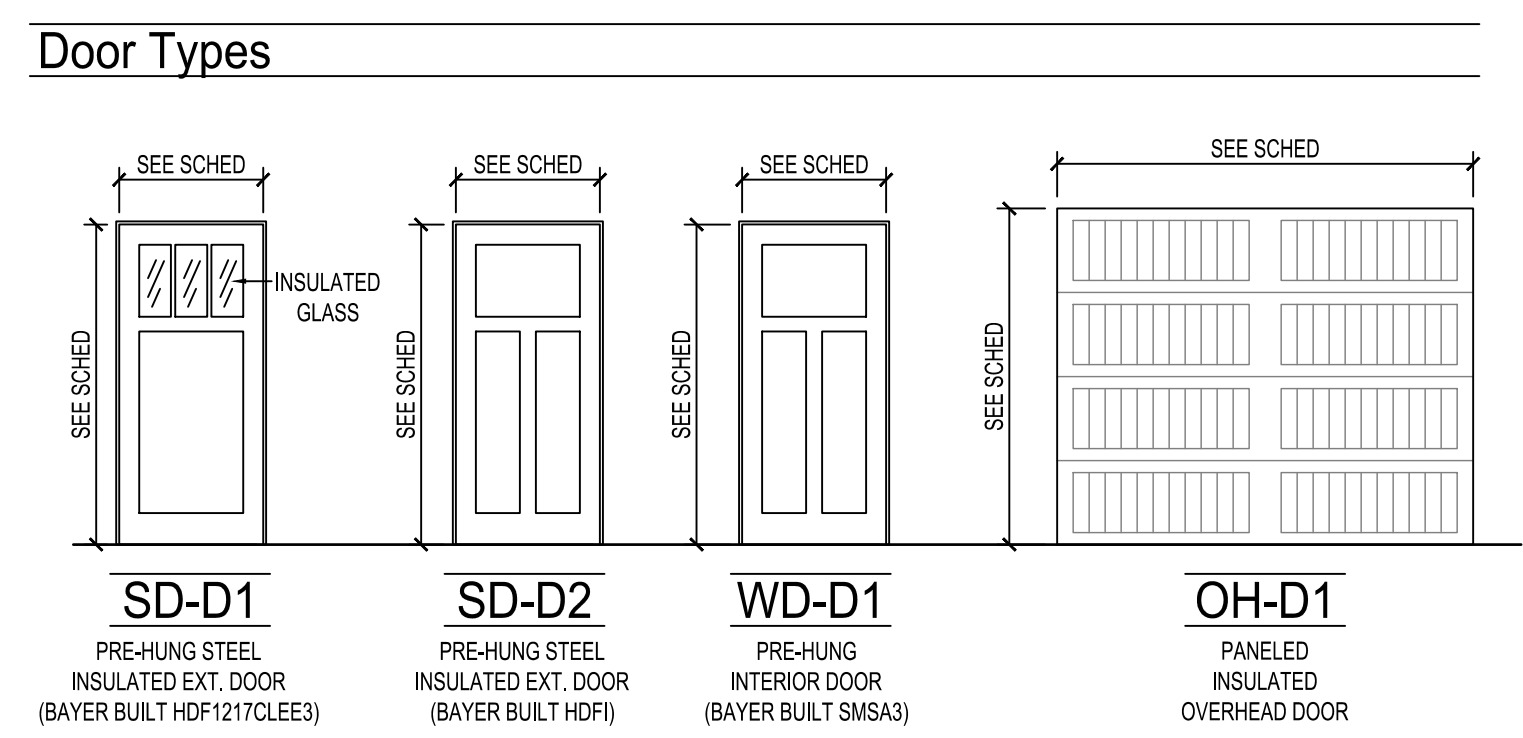


### DOOR AND FRAME SCHEDULE

NO.	DOOR			FRAME			FIRE LABEL	HDW. NO.	NOTES
	SIZE	TYPE	TYPE	HEAD	JAMB	SILL			
101A	3'-0" x 7'-0"	SD-D2	---	3/A2.1	3/A2.1	2/A2.1	--	1	--
101B	9'-0" x 7'-0"	OH-D2	---	--	--	--	--	--	--
101C	9'-0" x 7'-0"	OH-D2	---	--	--	--	--	--	--
102A	3'-0" x 7'-0"	SD-D2	---	3/A2.1	3/A2.1	2/A2.1	--	1	--
102B	3'-0" x 7'-0"	WD-D1	---	4/A2.1	3/A2.1	--	--	4	--
103A	3'-0" x 7'-0"	SD-D1	---	3/A2.1	3/A2.1	2/A2.1	--	1	--
103B	3'-0" x 7'-0"	SD-D1	---	3/A2.1	3/A2.1	2/A2.1	--	1	--
105A	2'-6" x 7'-0"	WD-D1	---	4/A2.1	3/A2.1	--	--	4	--
105B	2'-6" x 7'-0"	WD-D1	---	4/A2.1	3/A2.1	--	--	4	--
106A	3'-0" x 7'-0"	WD-D1	---	4/A2.1	3/A2.1	--	--	4	--
107	2'-6" x 7'-0"	WD-D1	---	4/A2.1	3/A2.1	--	--	4	--
108	3'-0" x 7'-0"	WD-D1	---	4/A2.1	3/A2.1	--	--	3	--
109	3'-0" x 7'-0"	WD-D1	---	4/A2.1	3/A2.1	--	--	2	--
110	2'-6" x 7'-0"	WD-D1	---	4/A2.1	3/A2.1	--	--	4	--

### ROOM FINISH SCHEDULE

NO.	ROOM	FLOOR	WALLS								CEILING		NOTES
			NORTH		EAST		SOUTH		WEST		MAT'L	FINISH	
101	GARAGE	SEALED CONC.	--	UNFINISHED	UNFINISHED	UNFINISHED	UNFINISHED	UNFINISHED	UNFINISHED	UNFINISHED	UNFINISHED	UNFINISHED	--
102	LAUNDRY/STORAGE/MECH.	LVP	4" WD	GB	P	GB	P	GB	P	GB	P	GB	P
103	ENTRY ROOM	LVP	4" WD	GB	P	GB	P	GB	P	GB	P	GB	P
104	KITCHEN	LVP	4" WD	GB	P	GB	P	GB	P	GB	P	GB	P
105	LIVING ROOM	LVP	4" WD	GB	P	GB	P	GB	P	GB	P	GB	P
106	BEDROOM	CPT	4" WD	GB	P	GB	P	GB	P	GB	P	GB	P
107	W/C	CPT	4" WD	GB	P	GB	P	GB	P	GB	P	GB	P
108	BATHROOM	LVP	4" WD	GB	P	GB	P	GB	P	GB	P	GB	P
109	BEDROOM	CPT	4" WD	GB	P	GB	P	GB	P	GB	P	GB	P
110	W/C	CPT	4" WD	GB	P	GB	P	GB	P	GB	P	GB	P



### DOOR SCHEDULE NOTES

GENERAL NOTES: -ALL DOORS TO BE INSTALLED 4 1/2" FROM ADJACENT WALL UNLESS OTHERWISE DIMENSIONED.

1. ALL LATCHSETS TO BE SCHLAGE F-SERIES OR EQUAL.

### DOOR HARDWARE SCHEDULE

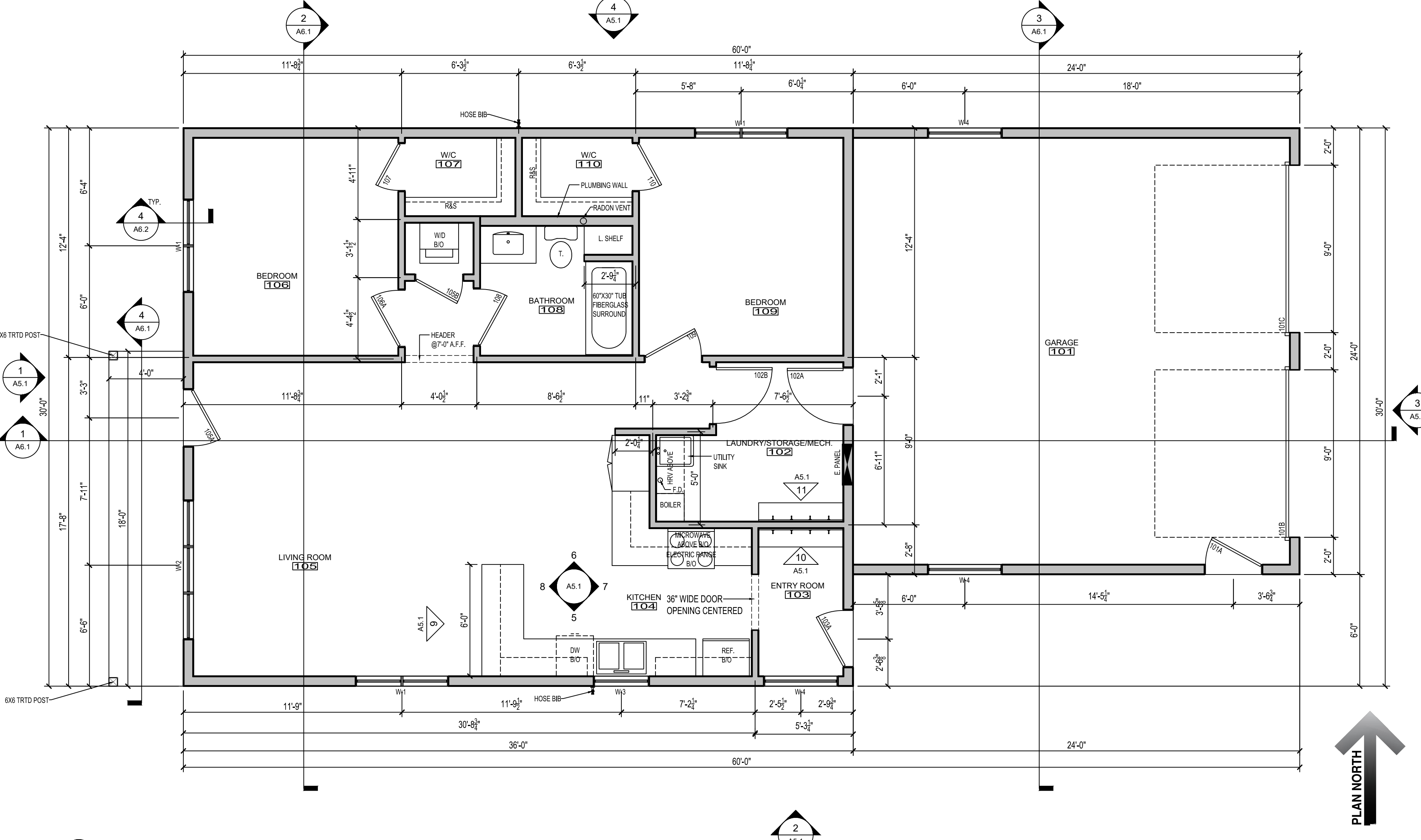
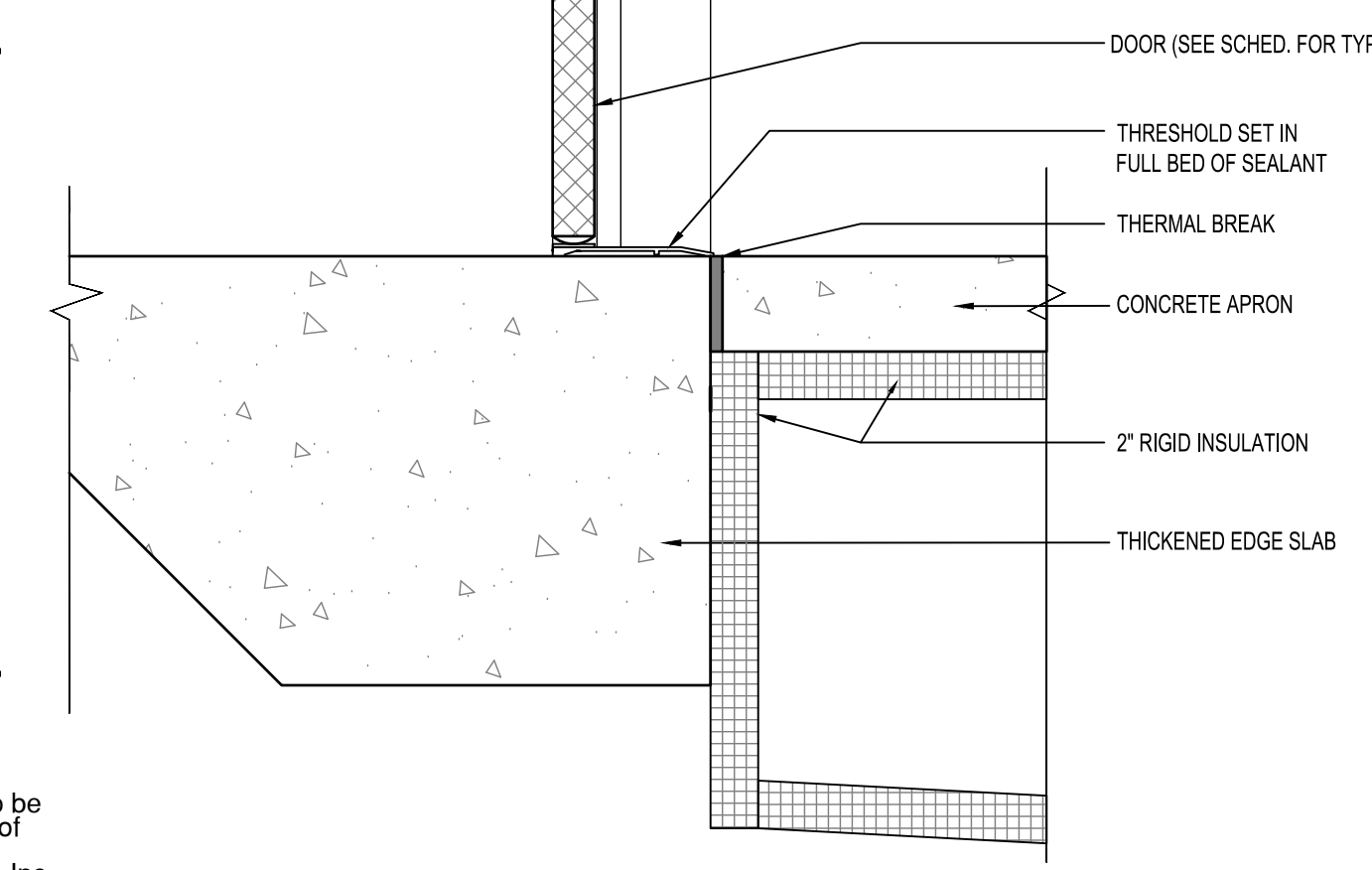
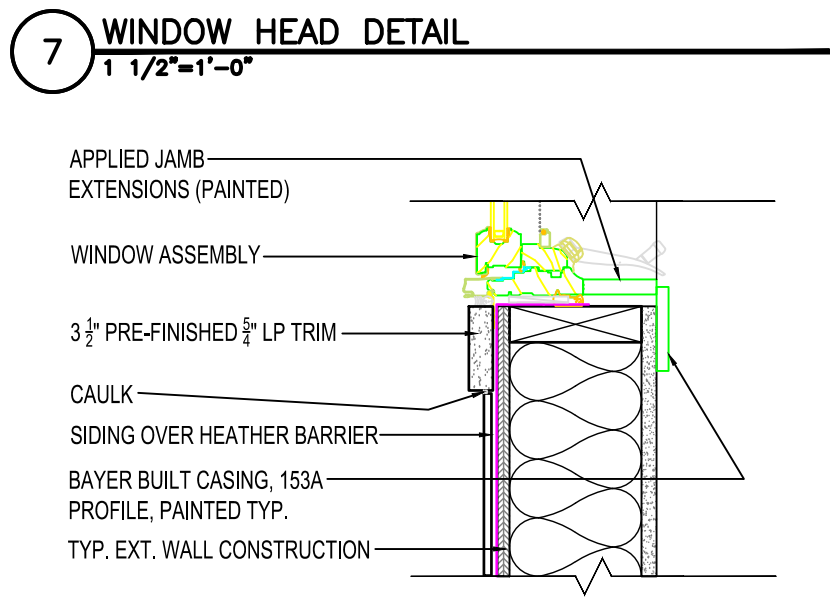
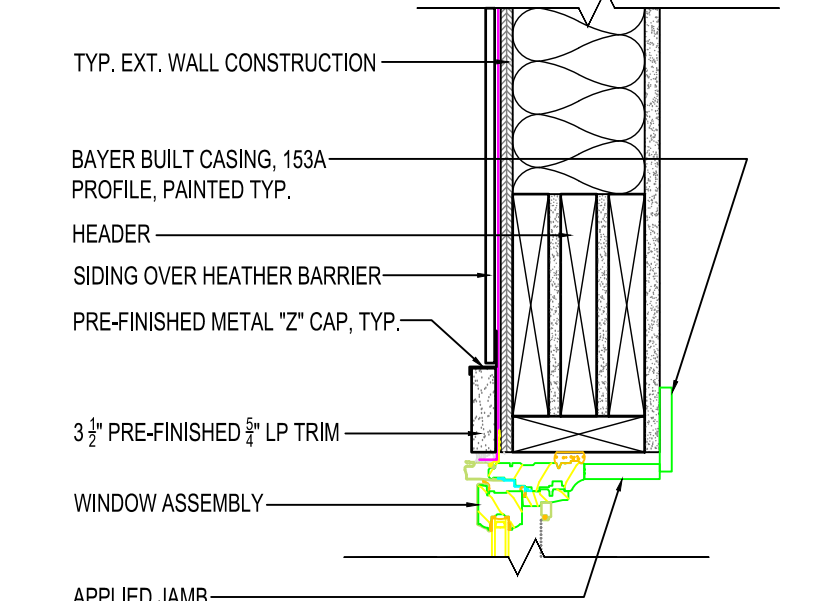
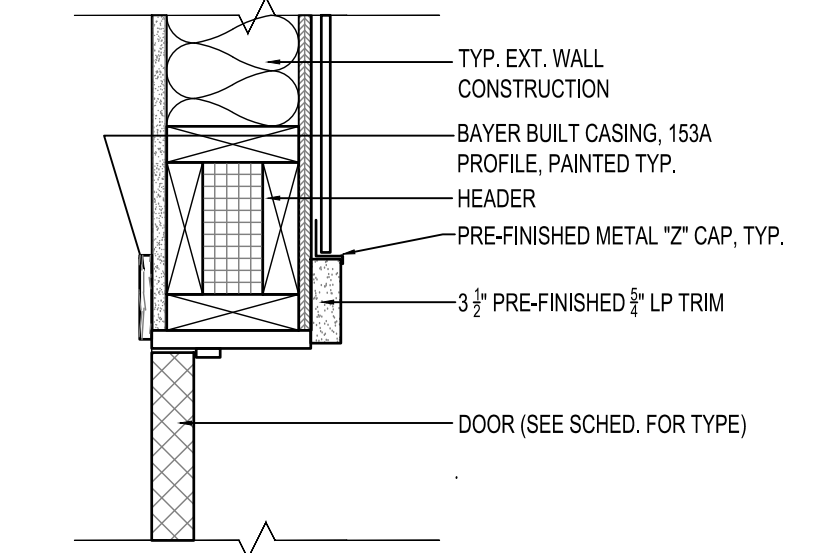
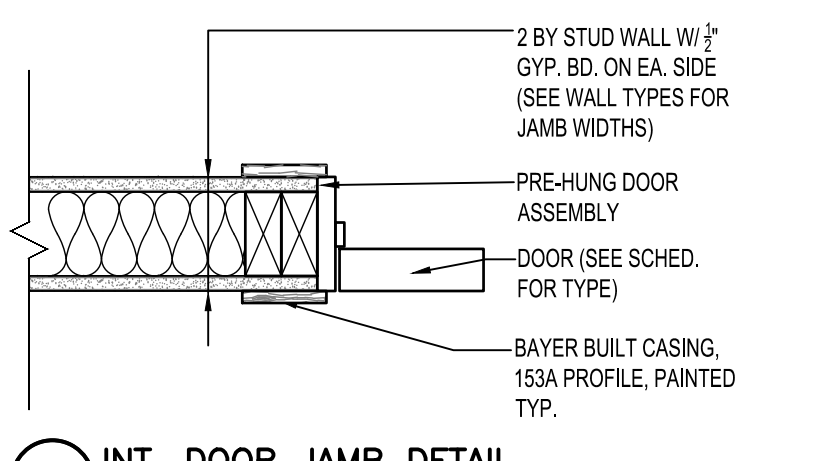
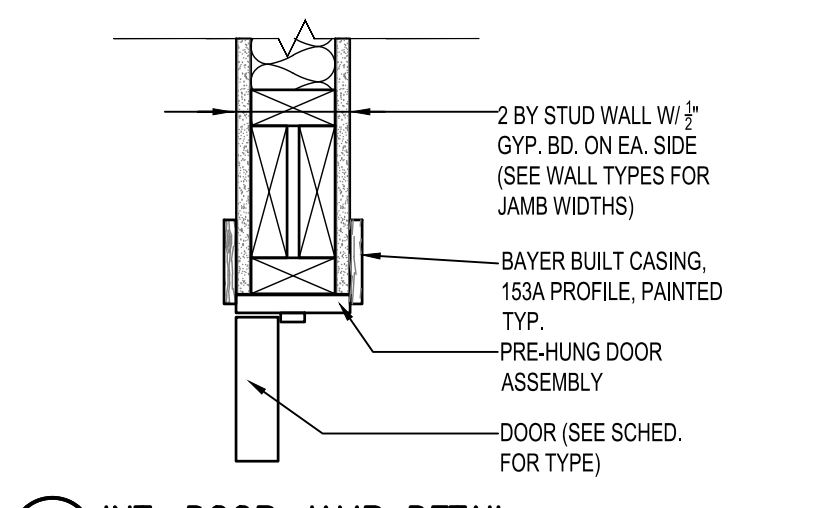
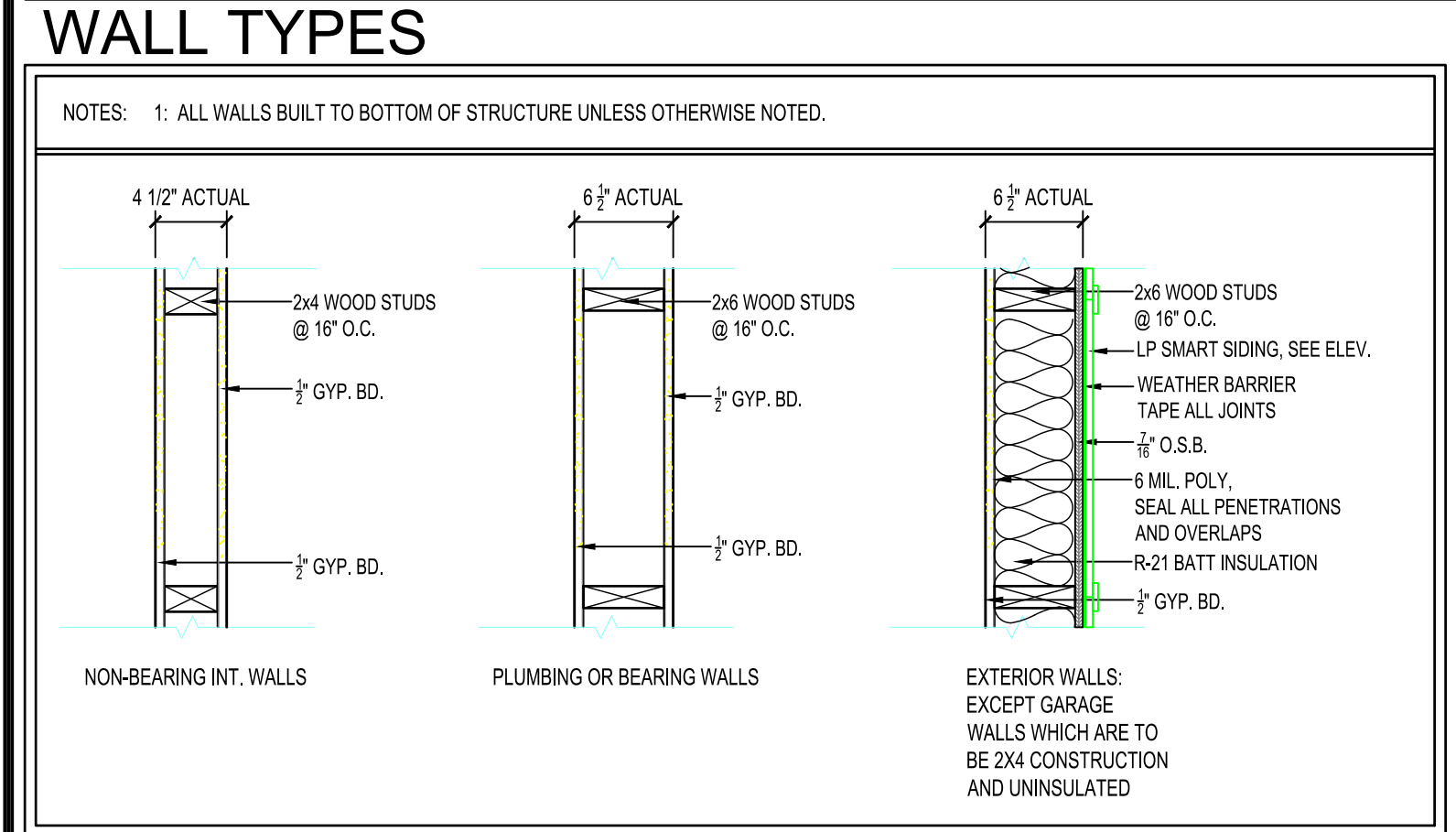
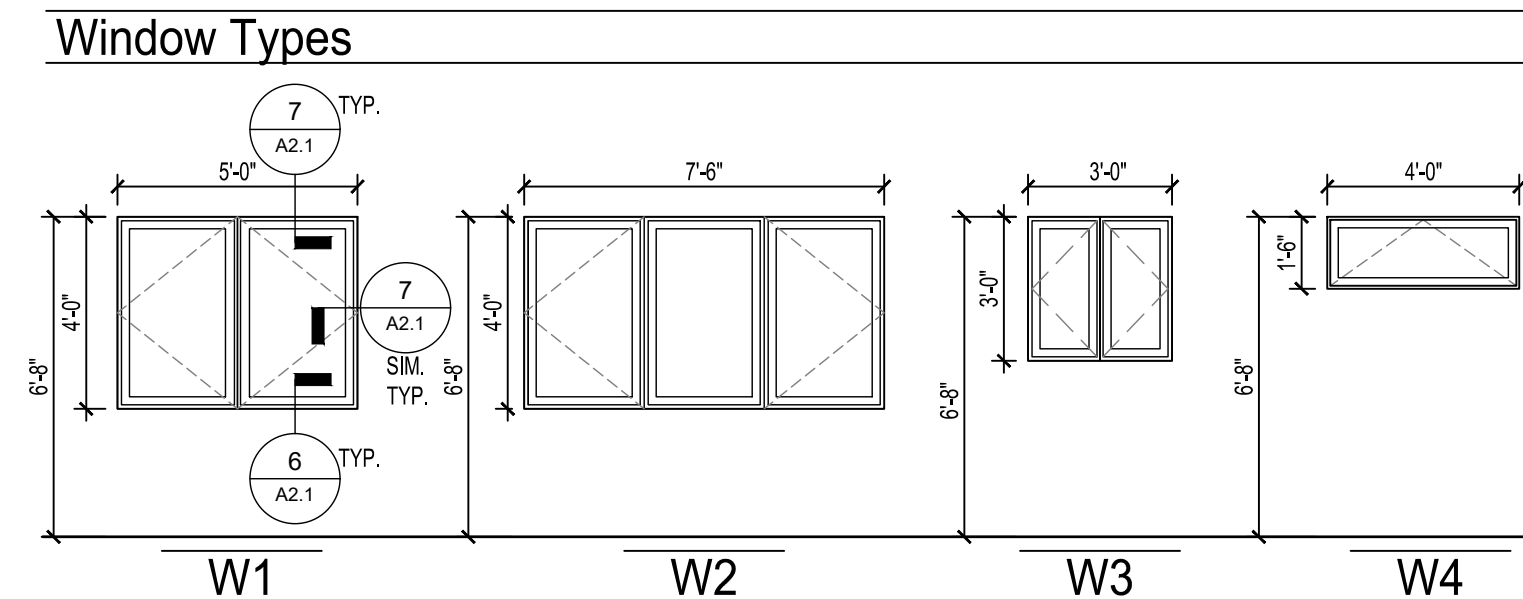
HARDWARE GROUP 1: LEVER STYLE ENTRANCE LATCHSET	HARDWARE GROUP 2: LEVER STYLE BEDROOM LATCHSET	HARDWARE GROUP 3: LEVER STYLE PRIVACY LATCHSET	HARDWARE GROUP 4: LEVER STYLE PASSAGE LATCHSET	HARDWARE GROUP 5: LEVER STYLE DUMMY LATCHSETS W/ BALL & CATCH
--	---	---	---	--

### ROOM FINISH SCHEDULE ABBREVIATIONS

ACT	ACOUSTICAL CEILING TILE	EXP.	EXPOSED STRUCTURE	PLY	PLYWOOD	S.C.P.	SKIM COAT PLASTER
BRK	BRICK	FRP	FIBERGLASS REINFORCED PANEL	Q.T.	QUARRY TILE	ST	STAIN & VARNISH
CMU	CONCRETE MASONRY UNIT	GB	GYPSUM BOARD	RB	RUBBER BASE	STL	STEEL
CONC.	CONCRETE	GMU	GLAZED CONC. MASONRY UNIT	R.C.P.	REFLECTED CEILING PLAN	VCT	VINYL COMPOSITE TILE
CPT	CARPET	GRT	STAINLESS STEEL GRATING	SEAL	SEAL EXPOSED CONC., SEE SPEC.	VWC	VINYL WALL COVERING
C.T.	CERAMIC TILE	LVP	LUXURY VINYL PLANK	S.V.	SHEET VINYL	WD	WOOD
EX	EXISTING	MTL	METAL LINEAR CEILING				
EP	EPOXY PAINT	P	PAINT				
		PCC	PRE-CAST CONCRETE PANEL				

### ROOM FINISH SCHEDULE NOTES

1. ALL FINAL FINISH COLOR SELECTIONS TO BE REVIEWED AND APPROVED BY OWNER.  
2. 4" WOOD BASE TO BE PAINTED BAYER BUILT WOOD BASE PROFILE 239A.



HAWK Construction, Inc. expressly reserves its common law copyright and other property rights in these plans. These plans are not to be reproduced, changed, or copied in any form or manner whatsoever, nor are they to be assigned to a third party without first obtaining the written permission and consent of HAWK Construction, Inc. In the event of unauthorized reuse of these plans by a third party, the third party shall hold HAWK Construction, Inc. harmless.

COPYRIGHT 2025 HAWK Construction, Inc.



**HRA HOUSING DEVELOPMENT**

Grand Rapids, Minnesota

project no: 24-0000

THESE PLANS ARE PREPARED BY A DESIGNER WHO IS NOT A PROFESSIONAL ARCHITECT OR ENGINEER, AND EXPRESSLY DISCLAIMS ANY LIABILITY WHATSOEVER FOR ERRORS OR OMISSIONS OF ANY KIND WHICH MAY BE ON THESE PLANS. THE USER OF THESE PLANS ASSUMES ALL RESPONSIBILITY FOR THEIR ACCURACY, AND ALL GOVERNING LOCAL, STATE, AND FEDERAL REGULATIONS, AND ALL APPLICABLE CODES OF CONSTRUCTION, AND DETERMINING ANY VIOLATIONS NECESSARY TO MEET ACTUAL SITE CONDITIONS. THE SELECTION OF CORRECT STRUCTURAL MATERIALS AND APPLICATION OF ARCHITECTURAL PRINCIPLES IS A PRECISE ART. THE RESPONSIBILITY FOR WHICH RESTS WITH THE BUILDER, THE OWNER, OR THE USER OF THESE PLANS.

### revisions:

FINAL CD'S	date:
	2/3/25
drawn by: ---	checked by: ---
date:	

sheet title  
**FLOOR PLAN RANCH**

sheet number  
**A2.1**



**HRA HOUSING  
DEVELOPMENT**  
Grand Rapids, Minnesota

project no: 24-0000

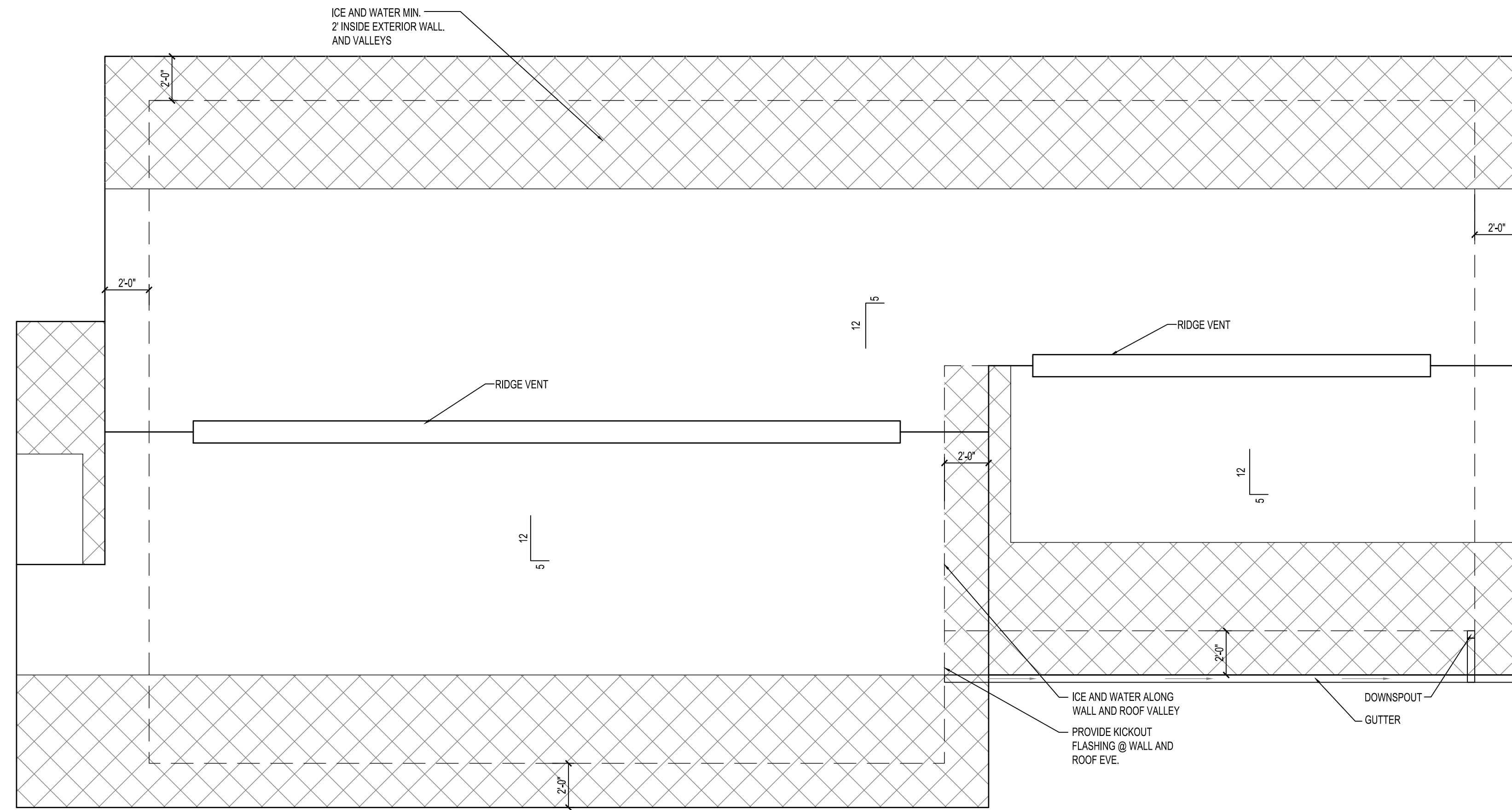
THESE PLANS ARE PREPARED BY A DESIGNER WHO IS NOT A PROFESSIONAL ARCHITECT OR ENGINEER, AND EXPRESSLY DISCLAIMS ANY LIABILITY WHATSOEVER FOR ERRORS OR OMISSIONS OF ANY KIND WHICH MAY BE ON THESE PLANS. THE USER OF THESE PLANS ASSUMES ALL RESPONSIBILITY FOR THEIR ACCURACY, AND ALL GOVERNING CODES, ORDINANCES, AND REGULATIONS APPLY TO THE SITE OF CONSTRUCTION. HAWK CONSTRUCTION, INC. DOES NOT WARRANT TO MEET ACTUAL SITE CONDITIONS. THE SELECTION OF CORRECT STRUCTURAL MATERIALS AND APPLICATION OF ARCHITECTURAL PRINCIPLES IS A PRECISE ART. THE RESPONSIBILITY FOR WHICH RESTS WITH THE BUILDER, THE OWNER, OR THE USER OF THESE PLANS.

revisions:

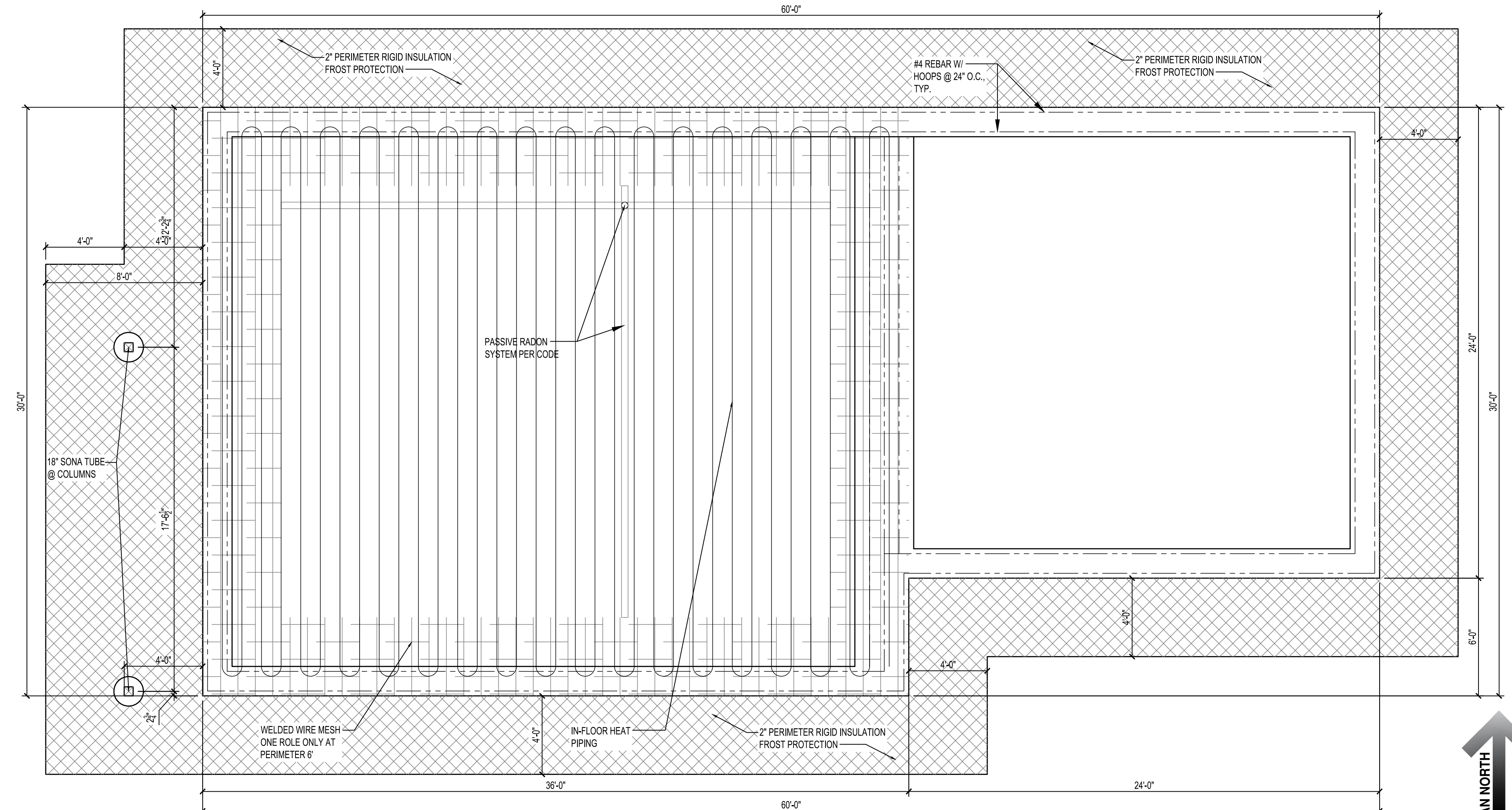
date:	
FINAL CD'S	2/3/25
drawn by: ---	
designed by: ---	
checked by:	
date:	

Sheet  
title  
**FOUNDATION  
& ROOF  
PLAN**  
sheet  
number

**A2.2**



**2 ROOF PLAN**  
1/4" = 1'-0"



**1 FOUNDATION PLAN**  
1/4" = 1'-0"



**HRA HOUSING DEVELOPMENT**  
Grand Rapids, Minnesota

project no: 24-0000

THESE PLANS ARE PREPARED BY A DESIGNER WHO IS NOT A PROFESSIONAL ARCHITECT OR ENGINEER, AND EXPRESSLY DISCLAIMS ANY LIABILITY WHATSOEVER FOR ERRORS OR OMISSIONS OF ANY KIND WHICH MAY BE ON THESE PLANS. THE USER OF THESE PLANS ASSUMES ALL RESPONSIBILITY FOR THEIR ACCURACY, AND ALL GOVERNING LOCAL, STATE, AND FEDERAL REGULATIONS, AND THE USER OF THESE PLANS SHALL BE RESPONSIBLE FOR OBTAINING ANY NECESSARY PERMITS AND FOR MEETING ALL APPLICABLE REGULATORY REQUIREMENTS. THE USER OF THESE PLANS SHALL BE RESPONSIBLE FOR OBTAINING ALL NECESSARY PERMITS AND FOR MEETING ALL APPLICABLE REGULATORY REQUIREMENTS. THE USER OF THESE PLANS SHALL BE RESPONSIBLE FOR OBTAINING ALL NECESSARY PERMITS AND FOR MEETING ALL APPLICABLE REGULATORY REQUIREMENTS.

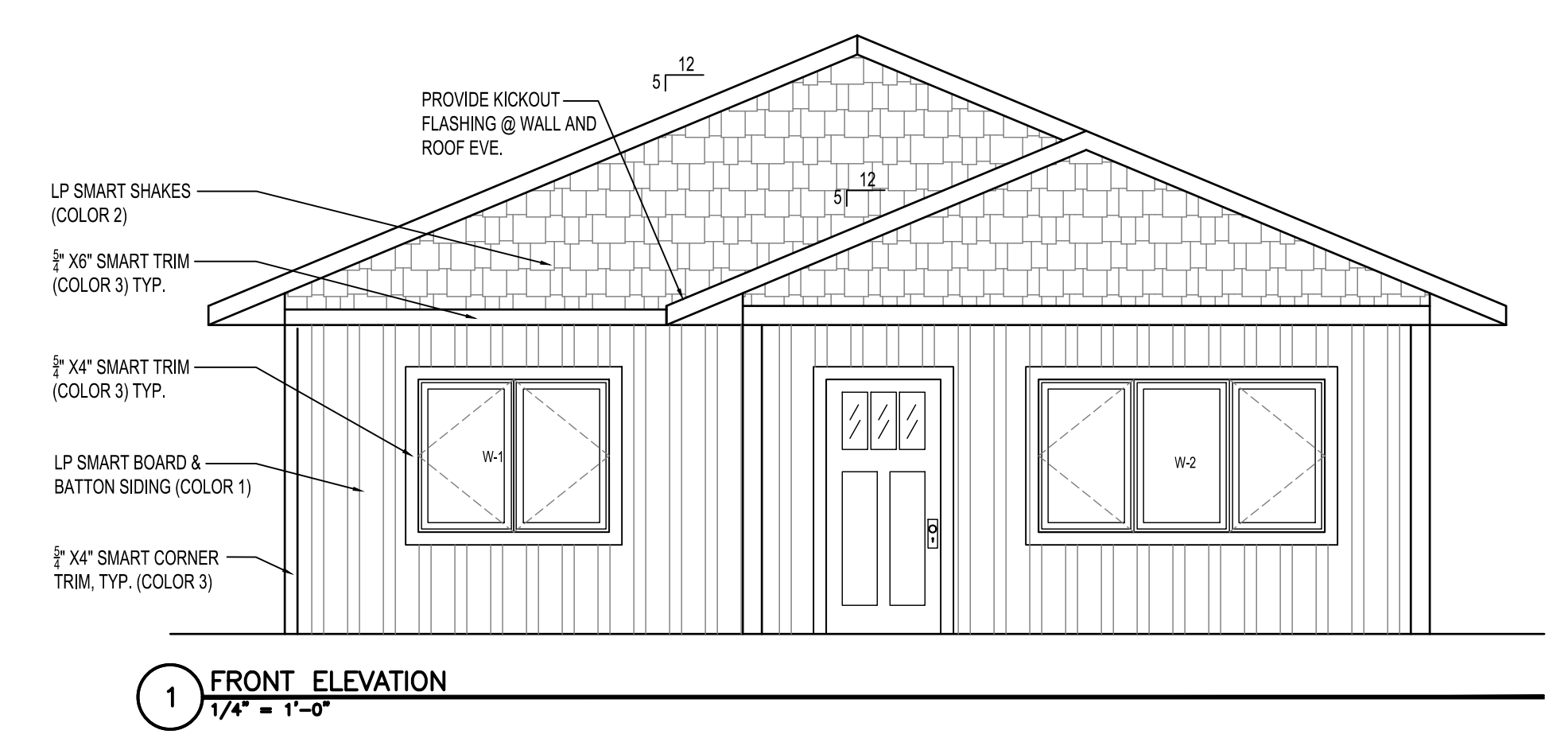
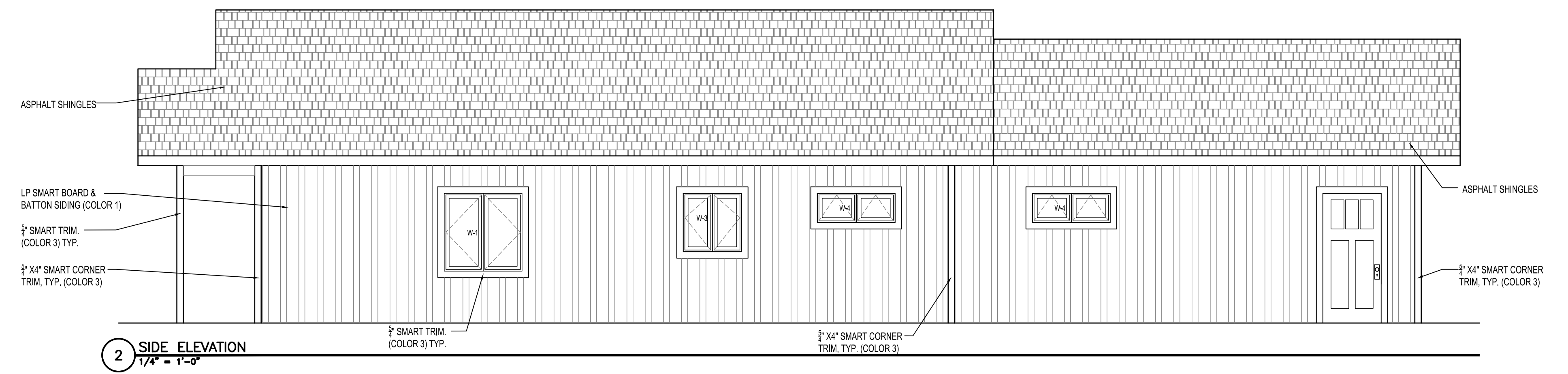
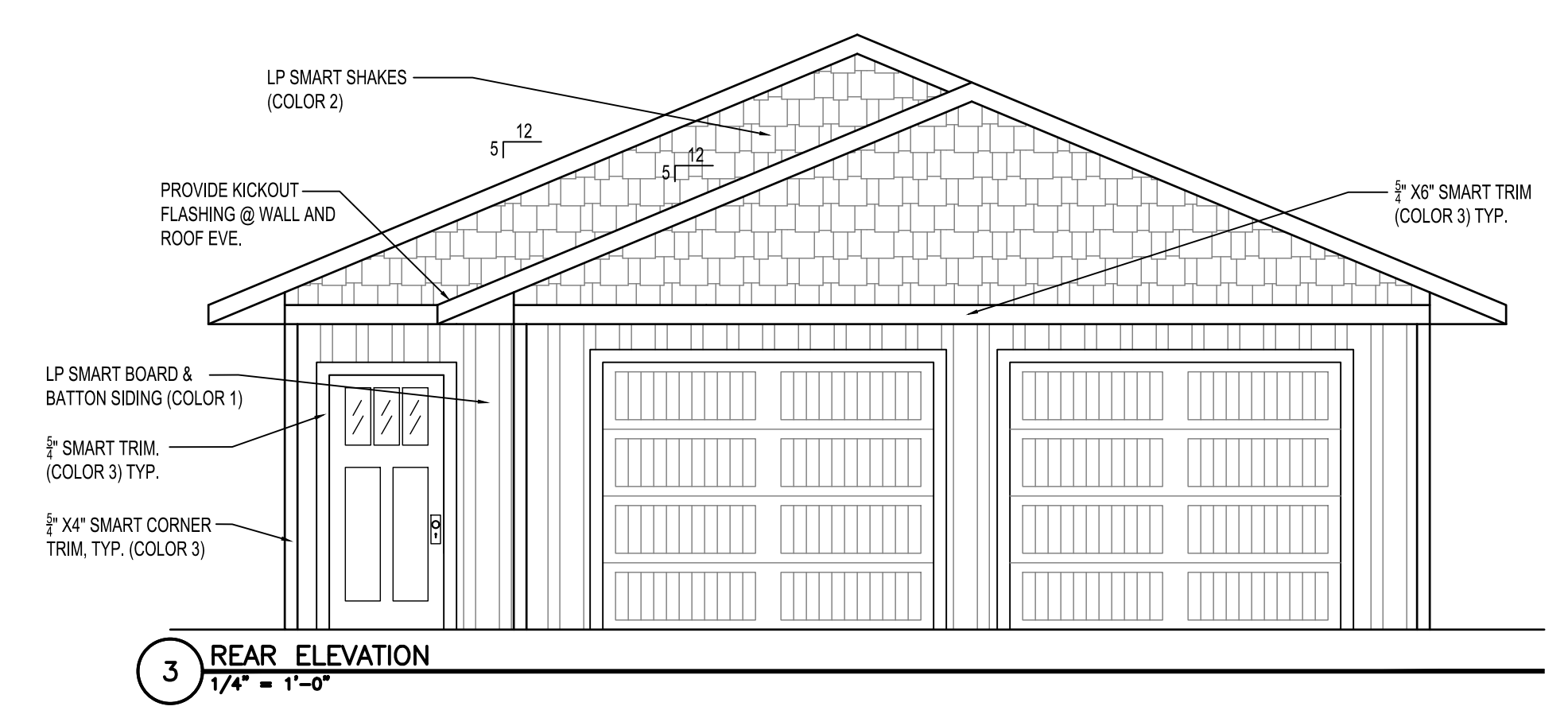
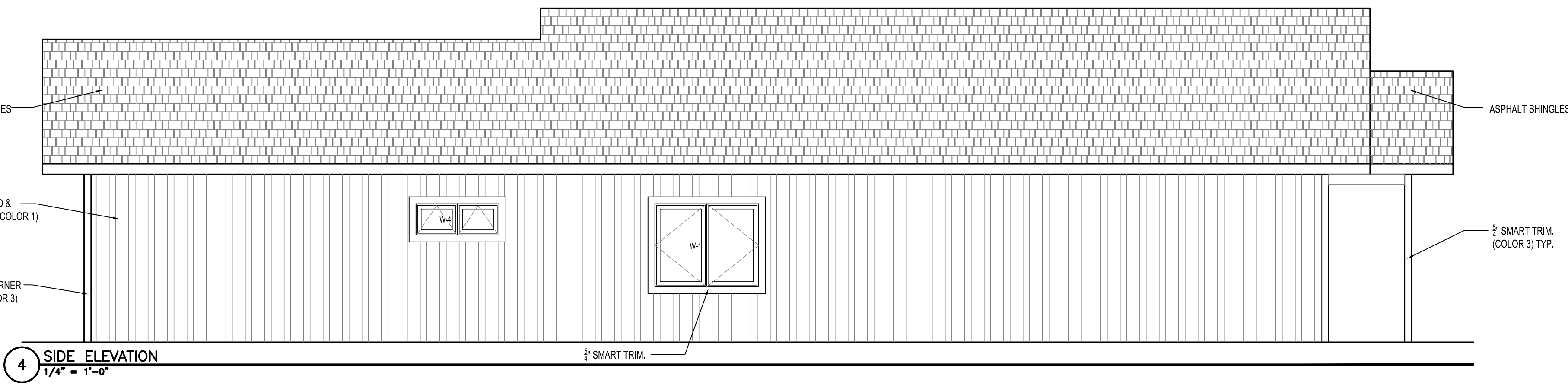
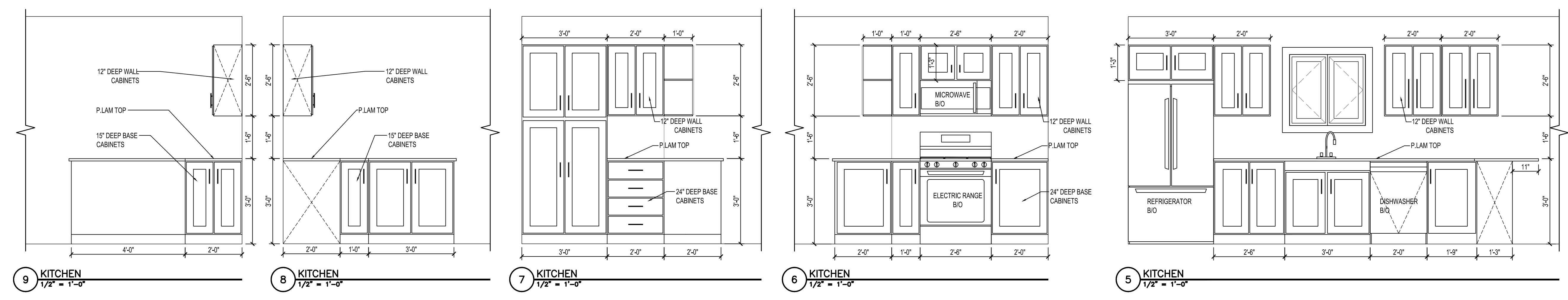
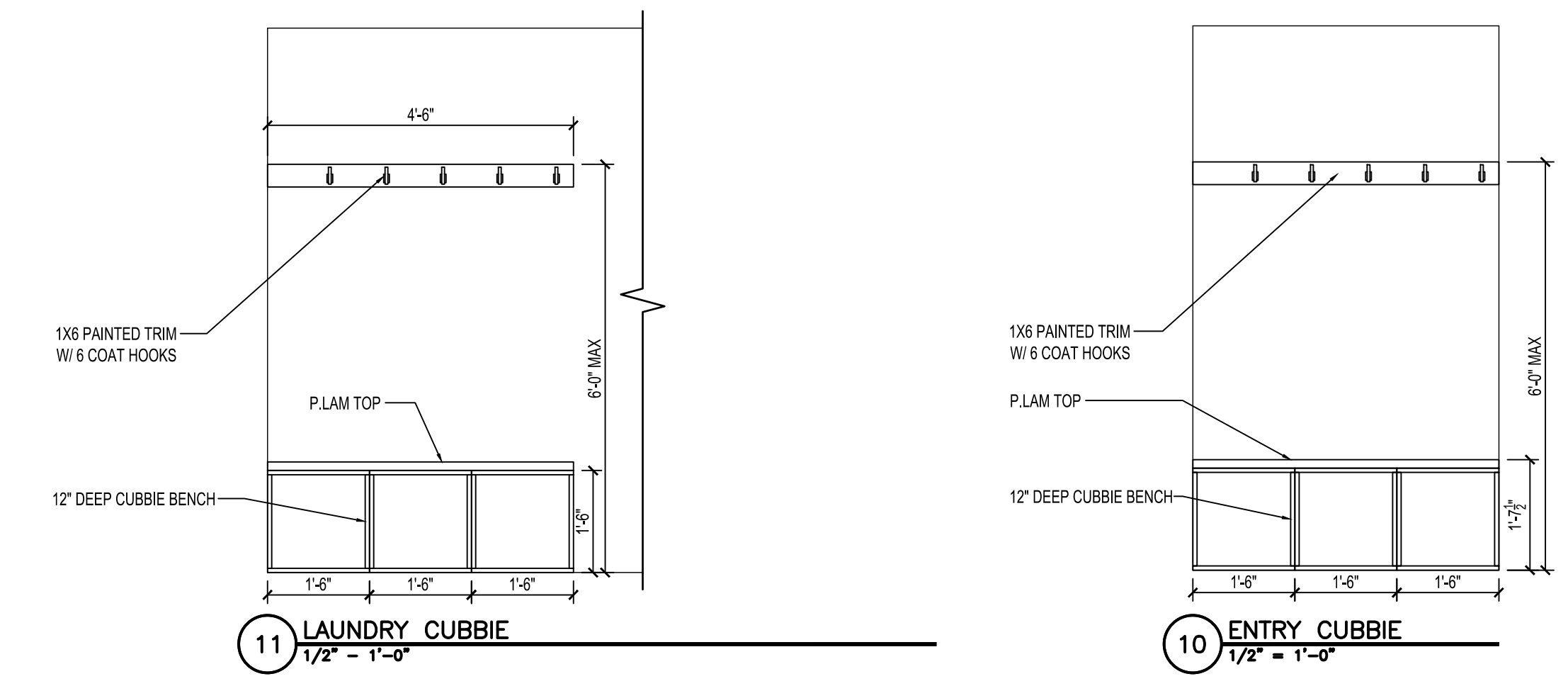
revisions:

revision	date
FINAL CD'S	2/3/25

drawn by: ---  
designed by: ---  
checked by: ---  
date: ---

sheet title  
**EXT. ELEVATIONS RANCH**  
sheet number

**A5.1**



HAWK Construction, Inc. expressly reserves its common law copyright and other property rights in these plans. These plans are not to be reproduced, changed, or copied in any form or manner whatsoever, nor are they to be assigned to a third party without first obtaining the written permission and consent of HAWK Construction, Inc. In the event of unauthorized reuse of these plans by a third party, the third party shall hold HAWK Construction, Inc. harmless.

COPYRIGHT 2025 HAWK Construction, Inc.







**HRA HOUSING DEVELOPMENT**  
Grand Rapids, Minnesota

project no: 24-0000

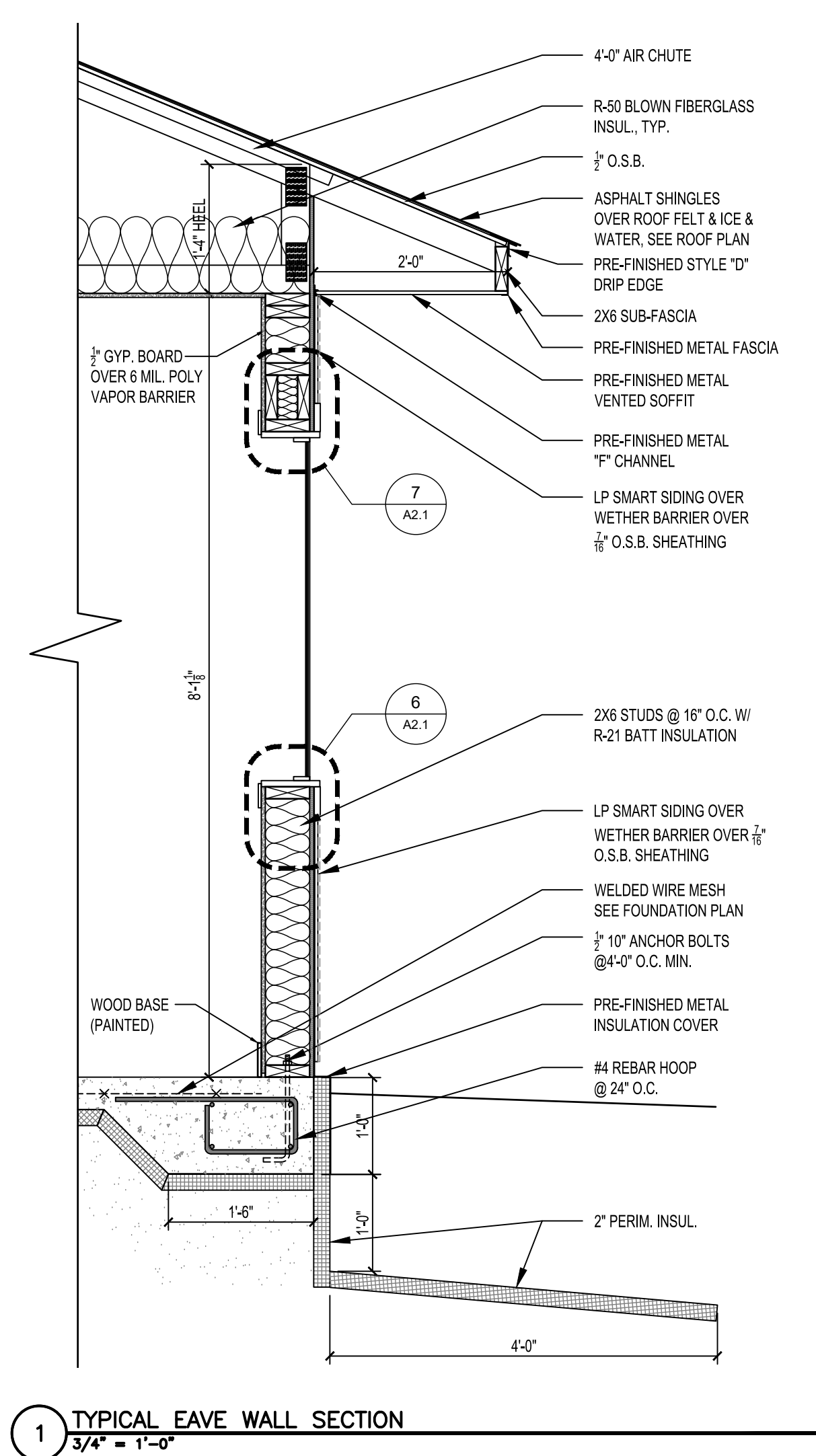
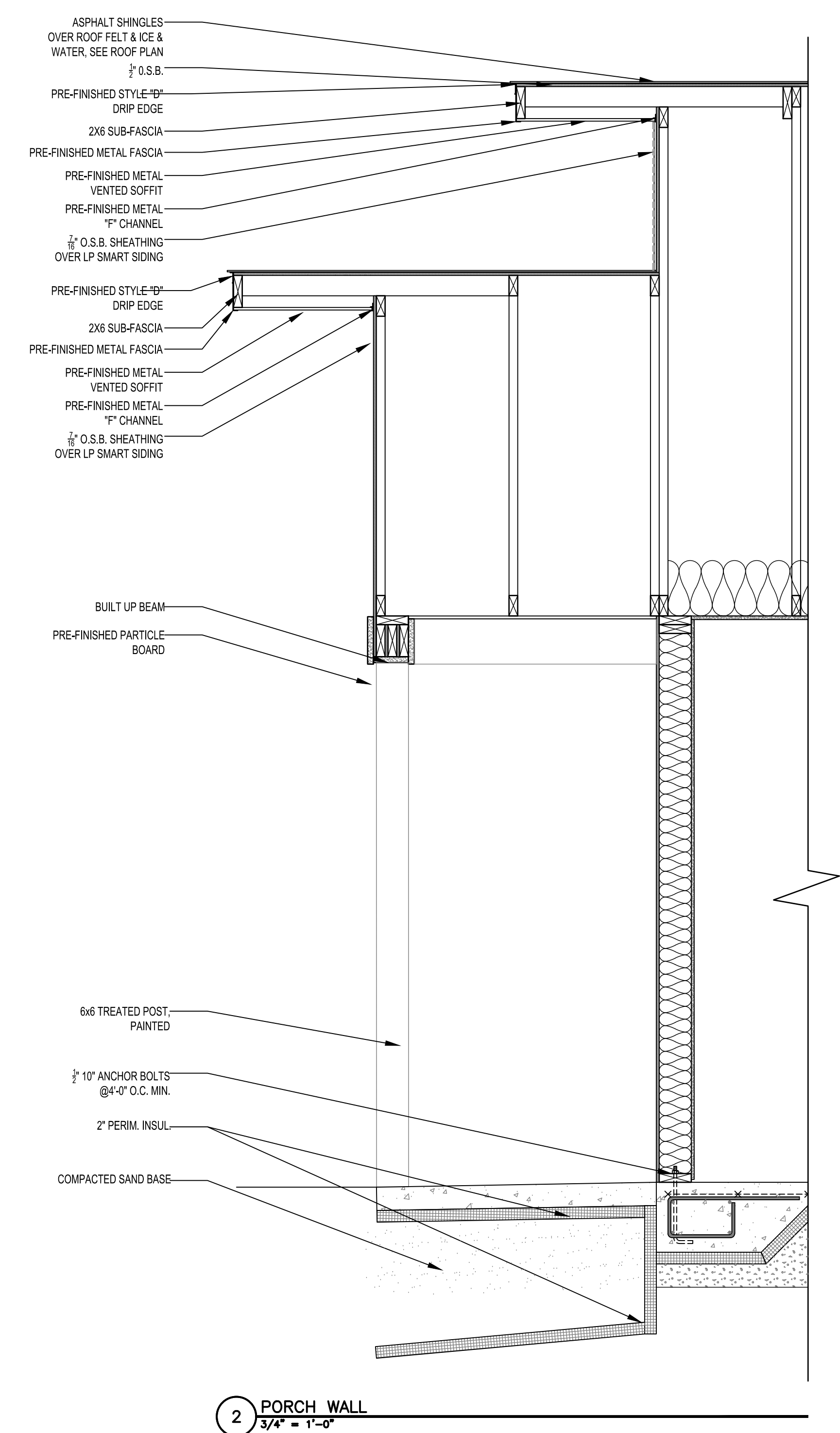
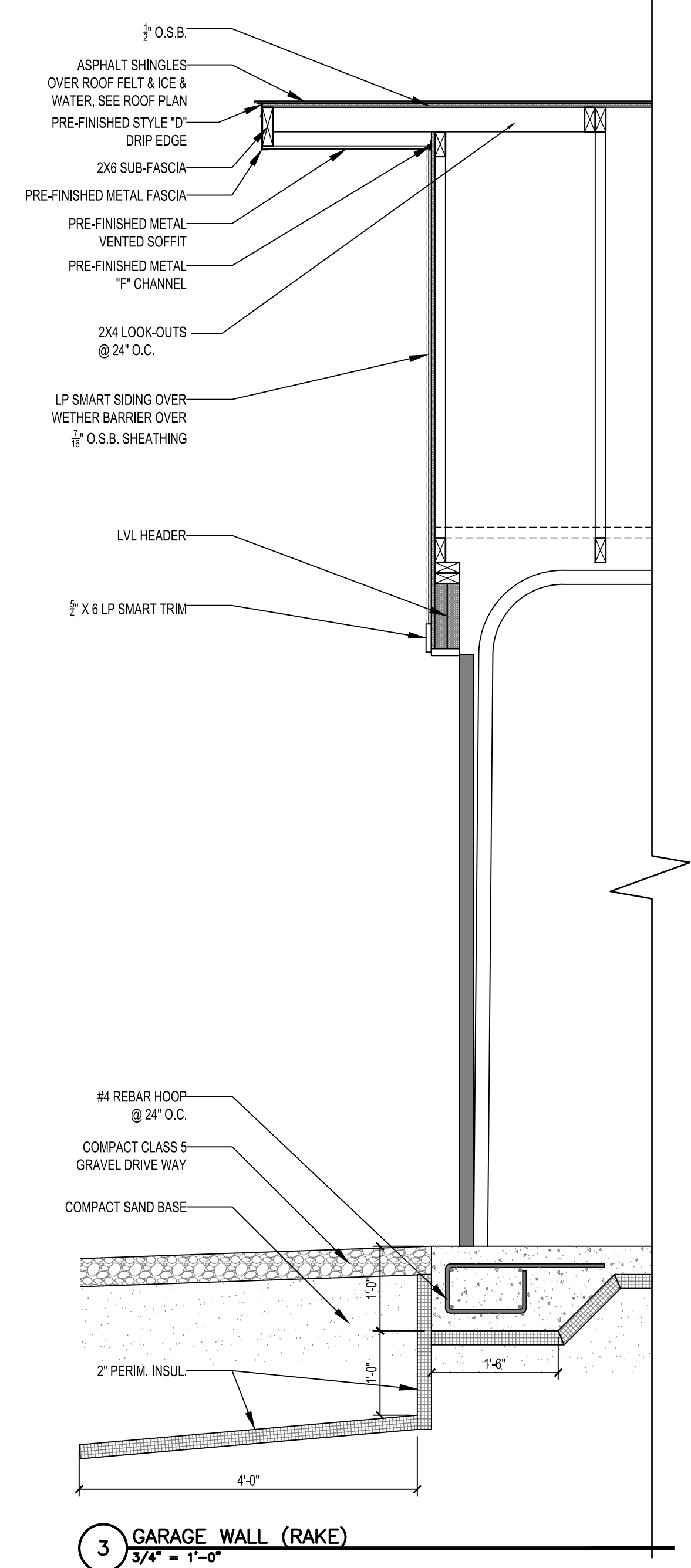
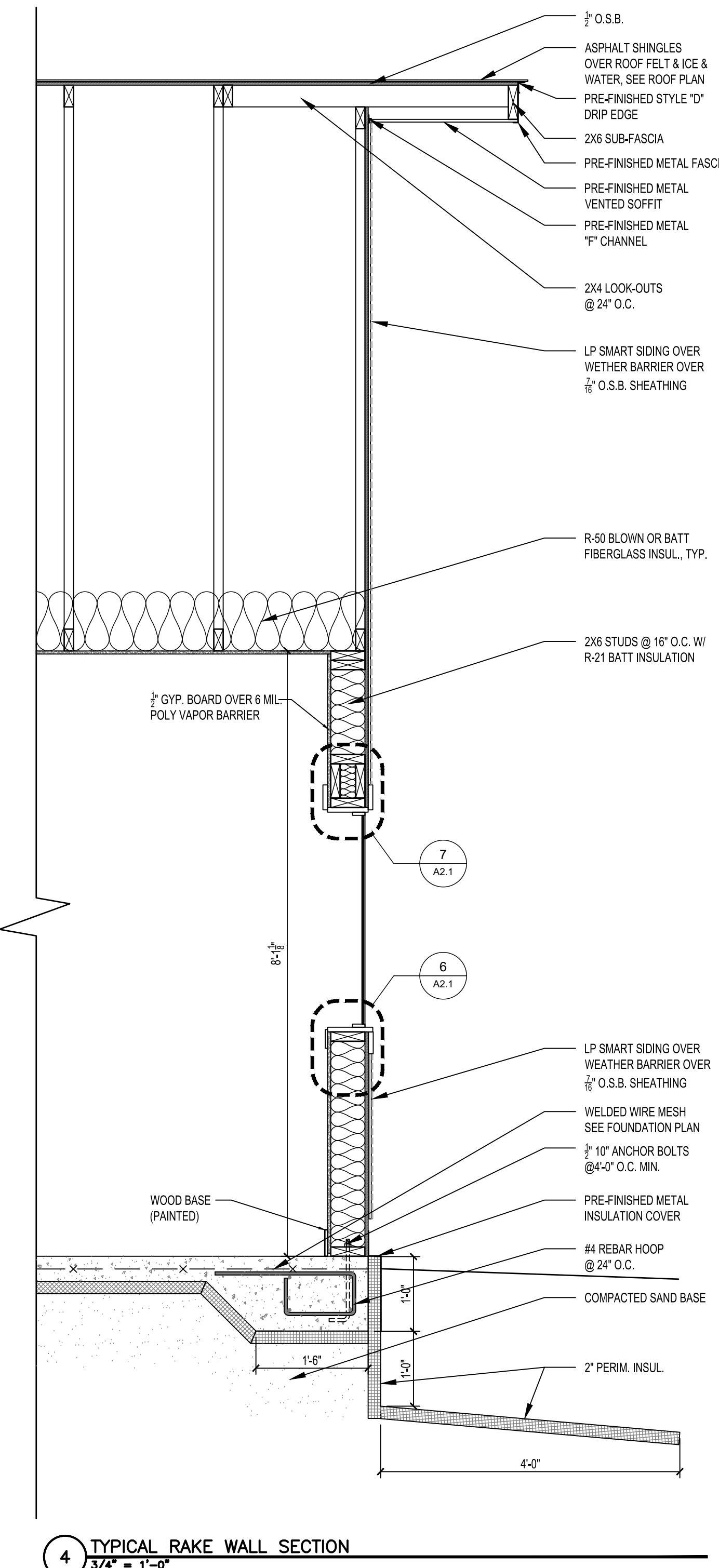
THESE PLANS ARE PREPARED BY A DESIGNER WHO IS NOT A PROFESSIONAL ARCHITECT OR ENGINEER, AND EXPRESSLY DISCLAIMS ANY LIABILITY WHATSOEVER FOR ERRORS OR OMISSIONS OF ANY KIND WHICH MAY BE ON THESE PLANS. THE USER OF THESE PLANS ASSUMES ALL RESPONSIBILITY FOR THEIR ACCURACY, AND ALL GOVERNING CODES, ORDINANCES, AND REGULATIONS, AND TO DETERMINE THE NECESSARY OF CONSTRUCTION AND TO OBTAINING ANY NECESSARY PERMITS TO MEET ACTUAL SITE CONDITIONS. THE SELECTION OF CORRECT STRUCTURAL MATERIALS AND APPLICATION OF ARCHITECTURAL PRINCIPLES IS A PRECISE ART. THE RESPONSIBILITY FOR WHICH RESTS WITH THE BUILDER, THE OWNER, OR THE USER OF THESE PLANS.

revisions:

FINAL CD'S	date:
	2/3/25
drawn by: ---	
designed by: ---	
checked by:	
date:	

Sheet Title  
**WALL SECTIONS RANCH**  
sheet number

**A6.2**



HAWK Construction, Inc. expressly reserves its common law copyright and other property rights in these plans. These plans are not to be reproduced, changed, or copied in any form or manner whatsoever, nor are they to be assigned to a third party without first obtaining the written permission and consent of HAWK Construction, Inc. In the event of unauthorized reuse of these plans by a third party, the third party shall hold HAWK Construction, Inc. harmless.  
COPYRIGHT 2025 HAWK Construction, Inc.



# HRA HOUSING DEVELOPMENT

Grand Rapids, Minnesota

project no: 24-0000

THESE PLANS ARE PREPARED BY A DESIGNER WHOM IS NOT A PROFESSIONAL ARCHITECT OR ENGINEER, AND EXPRESSLY DISCLAIMS ANY LIABILITY WHATSOEVER FOR ERRORS OR OMISSIONS OF ANY KIND WHICH MAY BE ON THESE PLANS. THE USER OF THESE PLANS ASSUMES ALL RESPONSIBILITY FOR THEIR ACCURACY, AND ALL GOVERNING CONTRACT DOCUMENTS SHALL APPLY TO THESE PLANS. THE USER OF THESE PLANS SHALL BE RESPONSIBLE FOR OBTAINING ANY NECESSARY PERMITS AND FOR VERIFYING THE SITE CONDITIONS AND DETERMINING ANY MODIFICATIONS NECESSARY TO MEET ACTUAL SITE CONDITIONS. THE SELECTION OF CORRECT STRUCTURAL MATERIALS AND APPLICATION OF ARCHITECTURAL PRINCIPLES IS A PRECISE ART. THE RESPONSIBILITY FOR WHICH RESTS WITH THE BUILDER, THE OWNER, OR THE USER OF THESE PLANS.

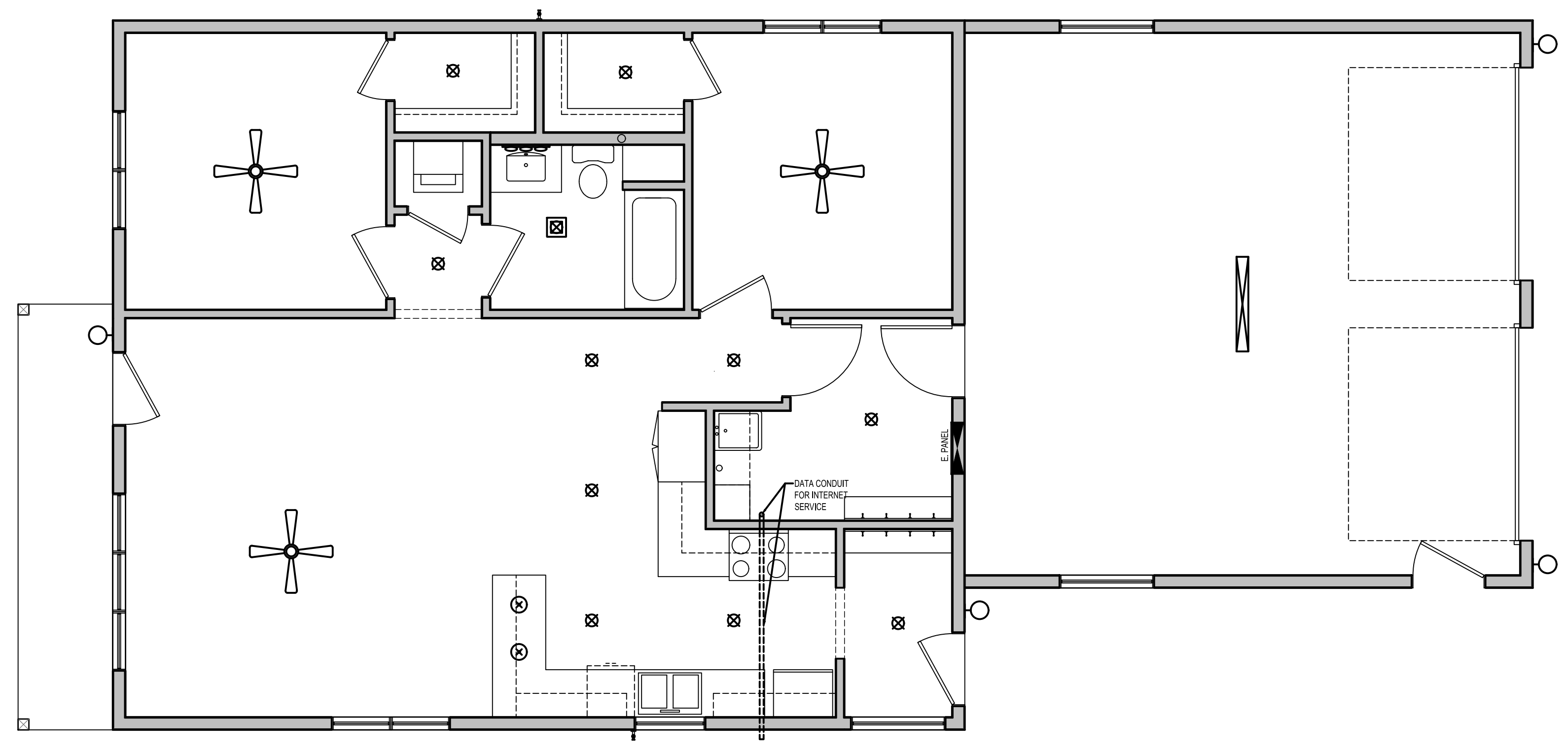
revisions:	
	date:
FINAL CD'S	2/3/25

drawn by: ---  
designed by: ---  
checked by: ---  
date: ---

sheet title	<b>ELECTRICAL PLAN</b>
sheet number	<b>E1.1</b>

ELECTRICAL NOTES:	
HARDWARE CARBON MONOXIDE (CO) DETECTORS	
-	LOCATE ONE PER SLEEPING ROOM
-	LOCATE ONE 10' OUTSIDE SLEEPING ROOMS
-	ALL LIGHT FIXTURES TO BE LED.

LIGHT FIXTURE TYPES + ALLOWANCES:	
	CANLESS RECESSED LIGHT - \$50/FIXTURE ALLOWANCE
	BATHROOM VENT W/ LIGHT - \$150/FIXTURE ALLOWANCE
	PENDANT LIGHT - \$100/FIXTURE ALLOWANCE
	UP/DOWN CYLINDER LIGHT - \$150/FIXTURE ALLOWANCE
	BATHROOM VANITY LIGHT - \$175/FIXTURE ALLOWANCE
	CEILING FAN WITH LIGHT - \$350/FIXTURE ALLOWANCE
	SURFACE MOUNTED STRIP LIGHT - \$100/FIXTURE ALLOWANCE



1 ELECTRICAL PLAN  
1/4" = 1'-0"





# HRA HOUSING DEVELOPMENT

## 3 BED CORNER LOTS

GRAND RAPIDS, MN



833 West Hwy. 2 | Grand Rapids, MN 55744 | 218.327.0069

HRA HOUSING DEVELOPMENT

Grand Rapids, Minnesota

project no: 24-0000

### Design Team

#### Owner

Itasca County Housing  
Redevelopment (ICHRA)  
1115 NW 4th St.  
Grand Rapids, MN 55744  
Phone: (218) 326-7978  
Fax: 218-326-8031  
Contact: Isaac Meyer  
E-mail: isaac@itascacountyhra.com

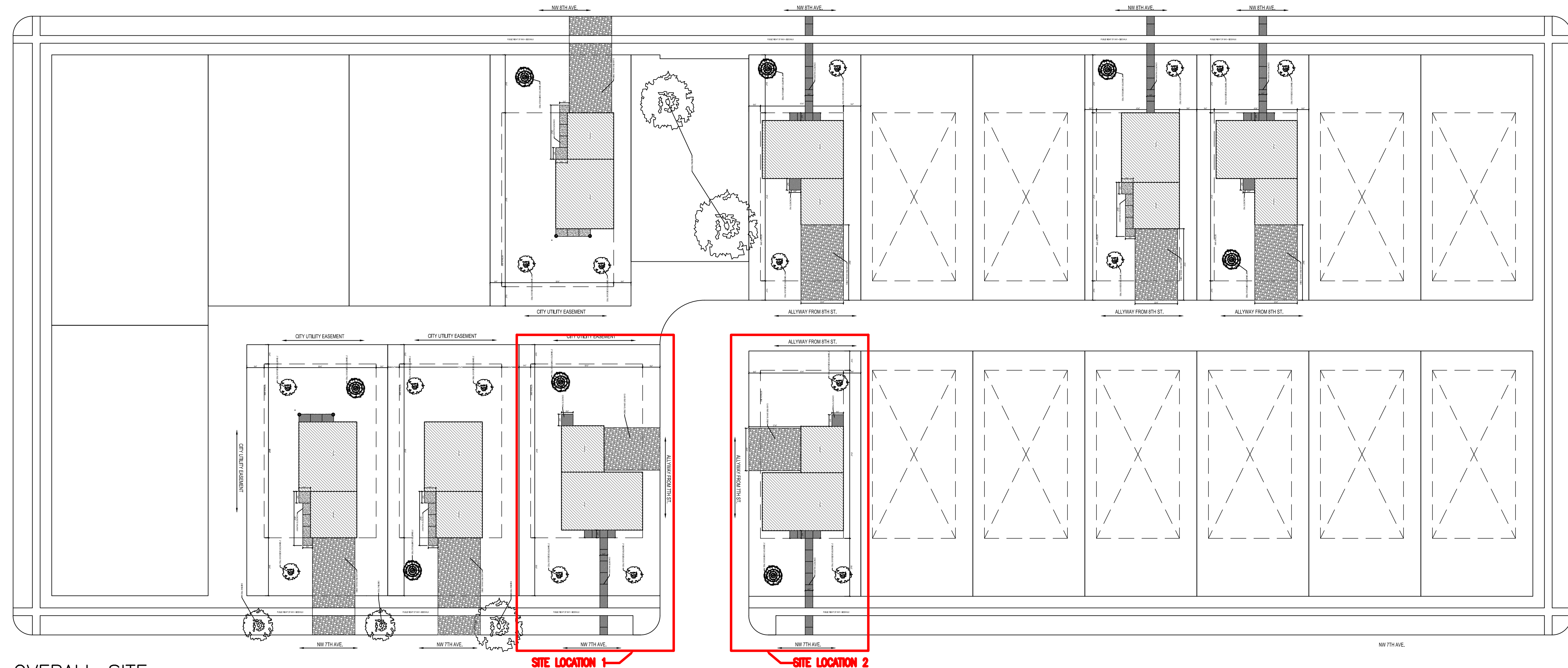

#### Architect

Hawk Construction Inc.  
1833 Highway 2 West  
Grand Rapids, MN 55744  
Phone: 218-327-0069  
Fax: 218-327-1642  
Contact: Cameron Persons  
Dan Fillbrandt  
E-mail: cameron@hawkconstructioninc.com  
dan@hawkconstructioninc.com

### Sheet Index

#### Architectural

- A1.1 TITLE SHEET
- A1.2 SITE PLAN LOCATION 1
- A1.3 SITE PLAN LOCATION 2
- A2.1 FLOOR PLAN
- A2.2 FOUNDATION PLAN
- A5.1 ELEVATIONS
- A6.1 BUILDING SECTIONS
- A6.2 WALL SECTIONS
- E1.1 ELECTRICAL PLAN



① OVERALL SITE  
1/32" = 1'-0"

THESE PLANS ARE PREPARED BY A DESIGNER WHO IS NOT A PROFESSIONAL ARCHITECT OR ENGINEER, AND EXPRESSLY DISCLAIMS ANY LIABILITY WHATSOEVER FOR ERRORS OR OMISSIONS OF ANY KIND WHICH MAY BE ON THESE PLANS. THE USER OF THESE PLANS ASSUMES ALL RESPONSIBILITY FOR THEIR ACCURACY, AND ALL GOVERNING CODES, ORDINANCES, AND REGULATIONS APPLY TO THE SITE OF CONSTRUCTION. ANY DETERMINING ANY VIOLATIONS NECESSARY TO MEET ACTUAL SITE CONDITIONS, THE SELECTION OF CORRECT STRUCTURAL MATERIALS AND APPLICATION OF ARCHITECTURAL PRINCIPLES IS A PRECISE ART. THE RESPONSIBILITY FOR WHICH RESTS WITH THE BUILDER, THE OWNER, OR THE USER OF THESE PLANS.

revisions:	
FINAL CD'S	date:
	2/3/25
drawn by: ---	
designed by: ---	
checked by:	
date:	

sheet title	TITLE SHEET - CORNER
sheet number	A1.1



**HRA HOUSING DEVELOPMENT**  
Grand Rapids, Minnesota

project no: 24-0000

THESE PLANS ARE PREPARED BY A DESIGNER WHO IS NOT A PROFESSIONAL ARCHITECT OR ENGINEER, AND EXPRESSLY DISCLAIMS ANY LIABILITY WHATSOEVER FOR ERRORS OR OMISSIONS OF ANY KIND WHICH MAY BE ON THESE PLANS. THE USER OF THESE PLANS ASSUMES ALL RESPONSIBILITY FOR THEIR ACCURACY, AND ALL GOVERNING CODES, ORDINANCES, REGULATIONS, AND SPECIFICATIONS SHALL BE THE RESPONSIBILITY OF THE USER. HAWK CONSTRUCTION, INC. DOES NOT WARRANT THE NECESSARY TO MEET ACTUAL SITE CONDITIONS, THE SELECTION OF CORRECT STRUCTURAL MATERIALS AND APPLICATION OF ARCHITECTURAL PRINCIPLES IS A PRECISE ART. THE RESPONSIBILITY FOR WHICH RESTS WITH THE BUILDER, THE OWNER, OR THE USER OF THESE PLANS.

revisions:

FINAL CD'S	date:
	2/3/25

drawn by: ---  
designed by: ---  
checked by: ---  
date: ---

Sheet title  
**SITE PLAN LOCATION 1 (Corner)**

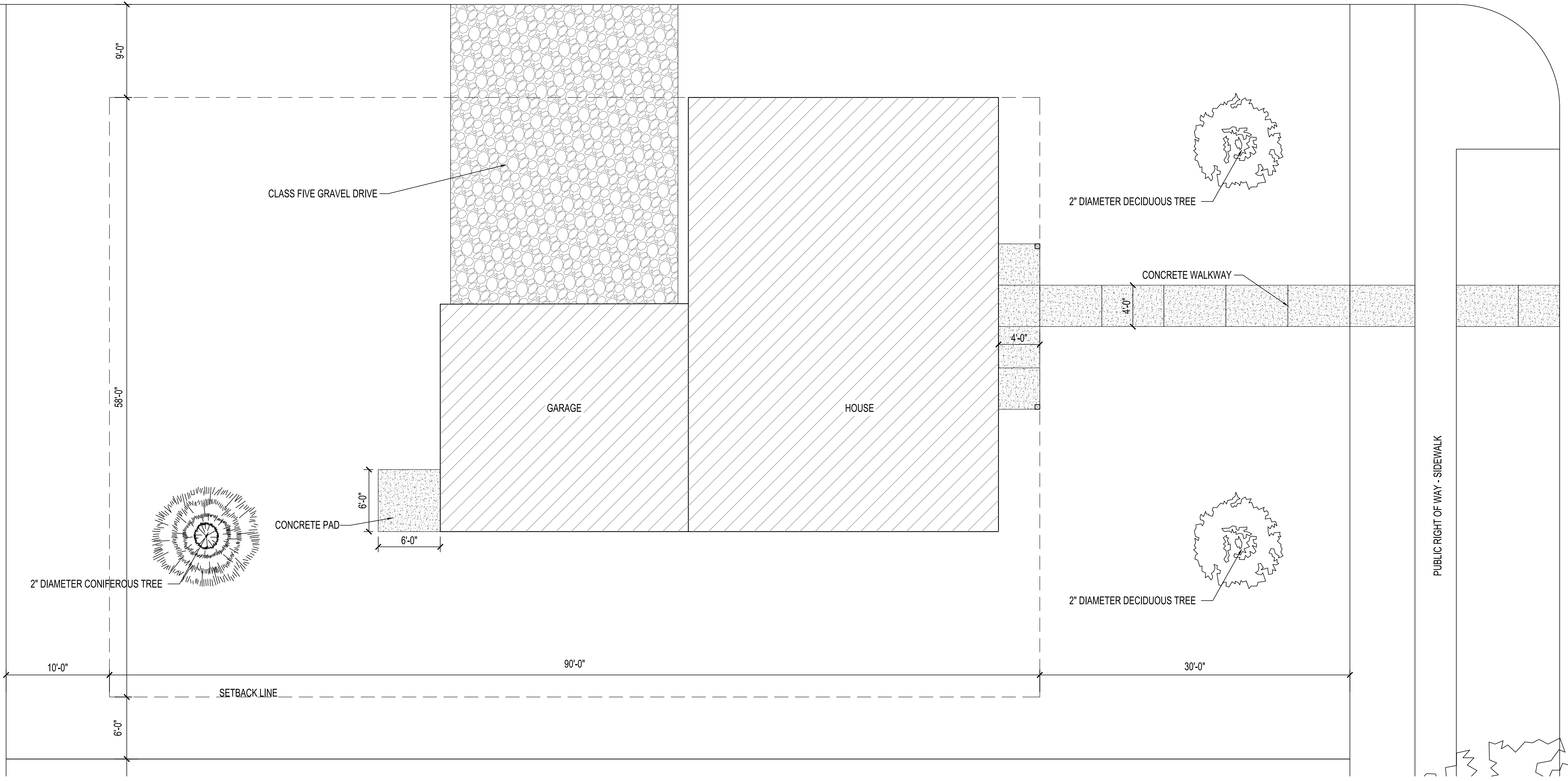
sheet number

**A1.2**


ALLYWAY FROM 7TH ST.

CITY UTILITY EASEMENT

NW 7TH AVE.



1 SITE PLAN LOCATION 1 - 623 NW 7TH AVE  
3/16" = 1'-0"





**HRA HOUSING DEVELOPMENT**  
Grand Rapids, Minnesota

project no: 24-0000

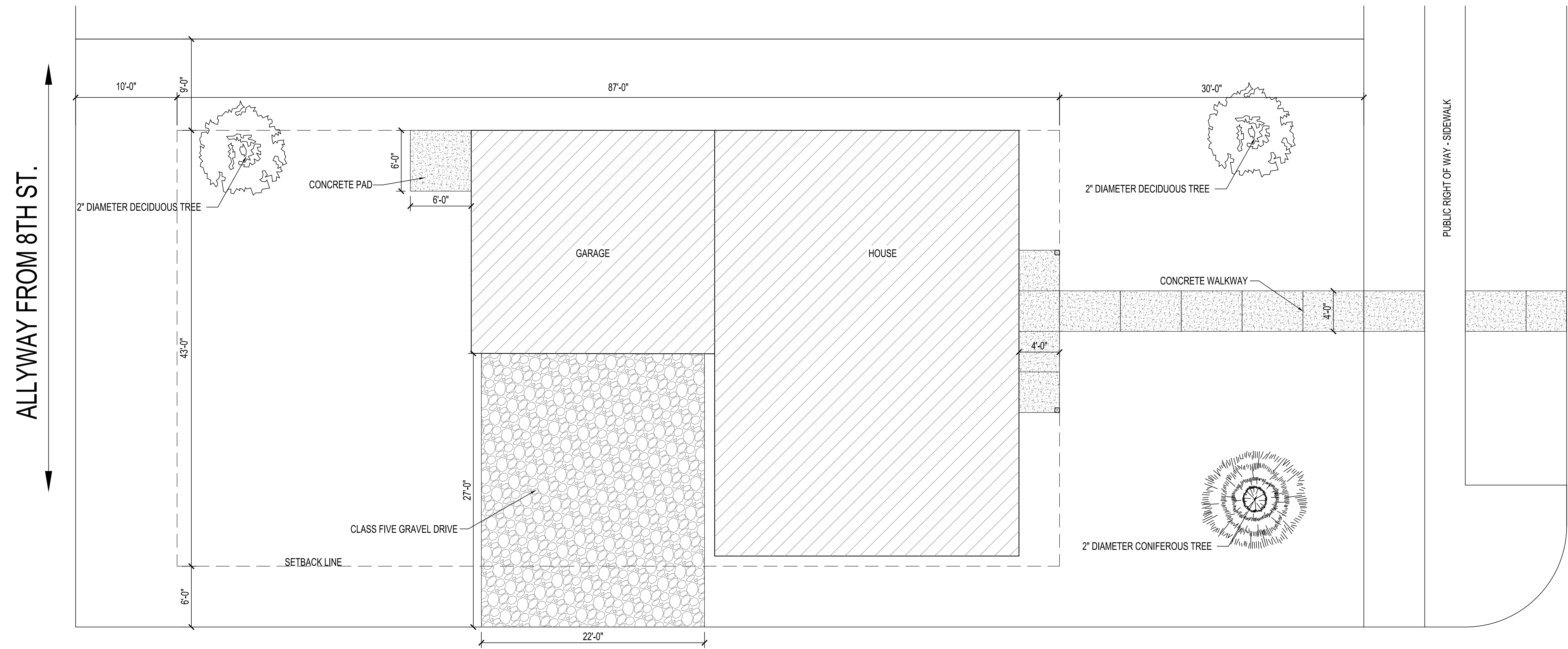
THESE PLANS ARE PREPARED BY A DESIGNER WHO IS NOT A PROFESSIONAL ARCHITECT OR ENGINEER, AND EXPRESSLY DISCLAIMS ANY LIABILITY WHATSOEVER FOR ERRORS OR OMISSIONS OF ANY KIND WHICH MAY BE ON THESE PLANS. THE USER OF THESE PLANS ASSUMES ALL RESPONSIBILITY FOR THEIR ACCURACY, AND ALL GOVERNING CODES, ORDINANCES, AND REGULATIONS. THE USER OF THESE PLANS OF CONSTRUCTION, AND DETERMINING ANY MODIFICATIONS NECESSARY TO MEET ACTUAL SITE CONDITIONS. THE SELECTION OF CORRECT STRUCTURAL MATERIALS AND APPLICATION OF ARCHITECTURAL PRINCIPLES IS A PRECISE ART. THE RESPONSIBILITY FOR WHICH RESTS WITH THE BUILDER, THE OWNER, OR THE USER OF THESE PLANS.

revisions:

FINAL CD'S	date:
	2/3/25

drawn by: ---  
designed by: ---  
checked by: ---  
date: ---


Sheet Title	SITE PLAN LOCATION 2 (Corner)
Sheet number	<b>A1.3</b>



ALLYWAY FROM 8TH ST.

ALLYWAY FROM 7TH ST.

NW 7TH AVE.



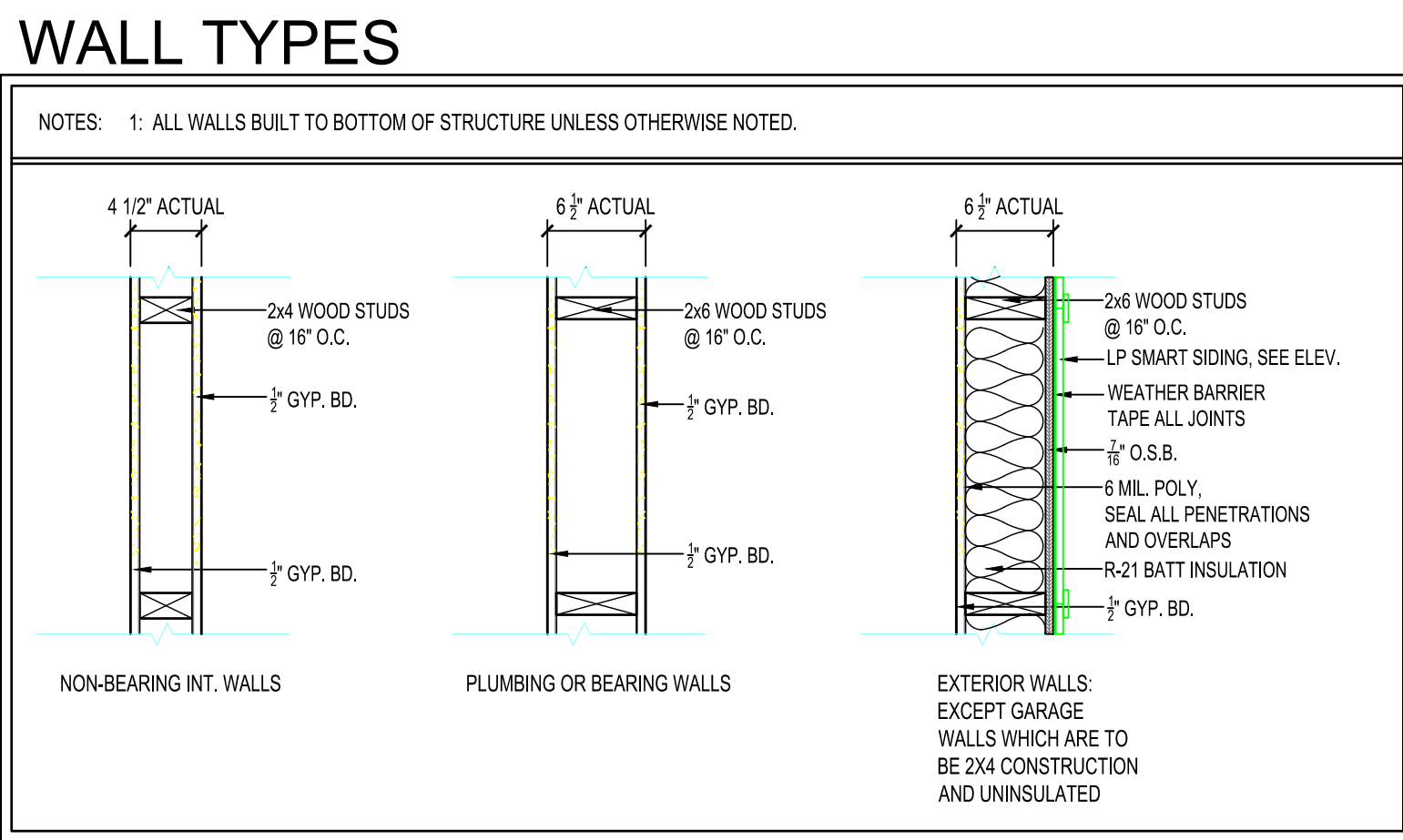
1 SITE PLAN LOCATION 2 - 705 NNW 7TH AVE  
3/16" = 1'-0"



DOOR AND FRAME SCHEDULE									
NO.	SIZE	TYPE	FRAME			FIRE LABEL	HDW. NO.	NOTES	
			TYPE	HEAD	JAMB				SILL
101A	3'-0" x 6'-8"	SD-D2	---	3/A2.1	3/A2.1 SIM.	2/A2.1	---	1	---
101B	9'-0" x 7'-0"	OH-D1	---	---	---	---	---	---	---
101C	9'-0" x 7'-0"	OH-D1	---	---	---	---	---	---	---
102	3'-0" x 6'-8"	SD-D2	---	---	---	---	---	---	---
103	3'-0" x 6'-8"	WD-D1	---	5/A2.1	4/A2.1	---	---	4	---
106A	3'-0" x 6'-8"	WD-D1	---	5/A2.1	4/A2.1	---	---	5	---
106B	PR 2'-0" x 6'-8"	WD-D1	---	5/A2.1	4/A2.1	---	---	5	---
107	3'-0" x 6'-8"	WD-D1	---	5/A2.1	4/A2.1	---	---	3	---
108A	3'-0" x 6'-8"	WD-D1	---	5/A2.1	4/A2.1	---	---	2	---
108B	PR 2'-0" x 6'-8"	WD-D1	---	5/A2.1	4/A2.1	---	---	5	---
109A	3'-0" x 6'-8"	SD-D1	---	3/A2.1	3/A2.1 SIM.	2/A2.1	---	1	---
109B	PR 2'-0" x 6'-8"	WD-D1	---	5/A2.1	4/A2.1	---	---	5	---
110	3'-0" x 6'-8"	WD-D1	---	5/A2.1	4/A2.1	---	---	2	---
111	3'-0" x 6'-8"	WD-D1	---	5/A2.1	4/A2.1	---	---	3	---
112	2'-6" x 6'-8"	WD-D1	---	5/A2.1	4/A2.1	---	---	4	---

**DOOR SCHEDULE NOTES**  
 GENERAL NOTES: -ALL DOORS TO BE INSTALLED 4" FROM ADJACENT WALL UNLESS OTHERWISE DIMENSIONED.  
 1. ALL LATCHSETS TO BE SCHLAGE F-SERIES OR EQUAL

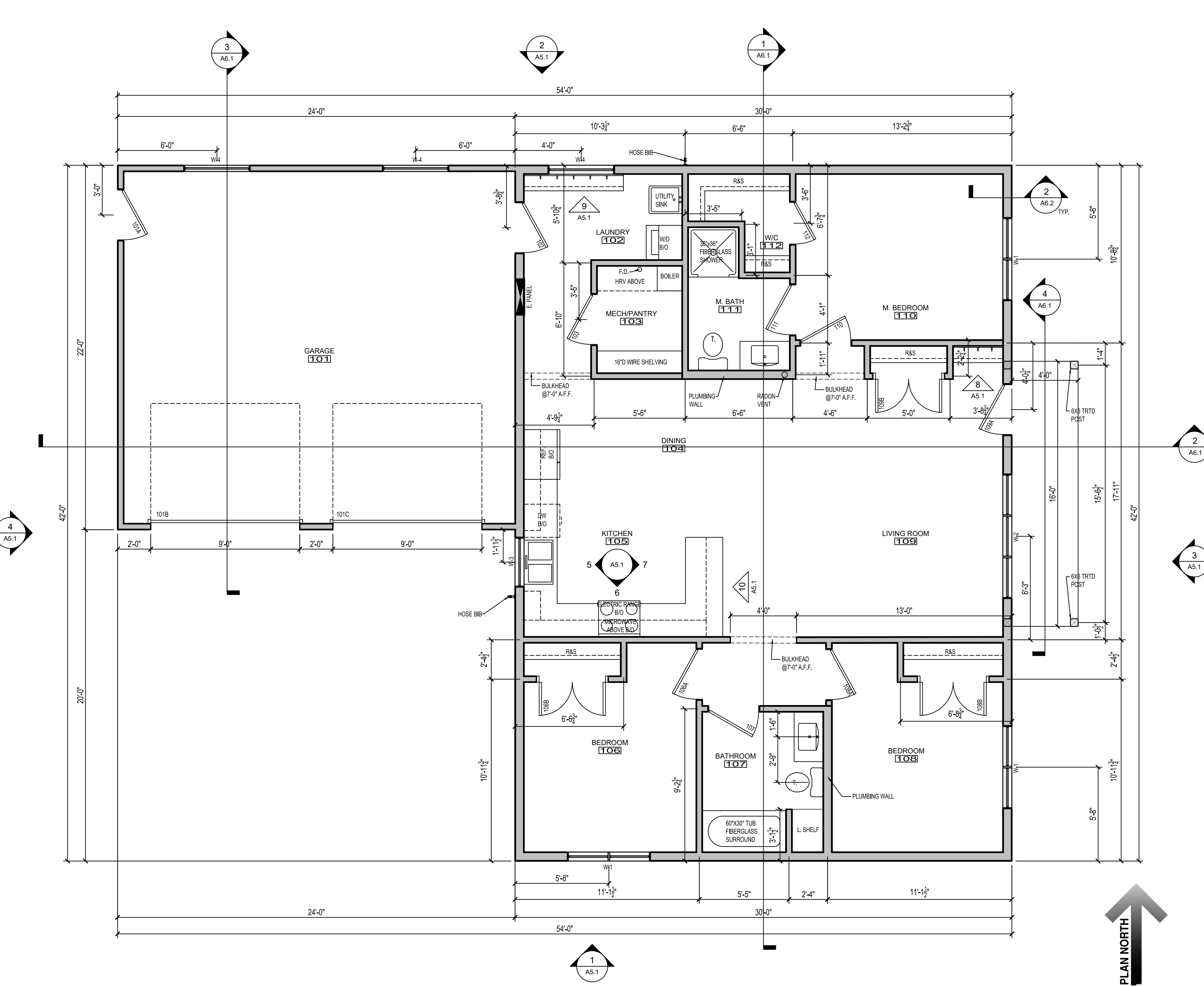
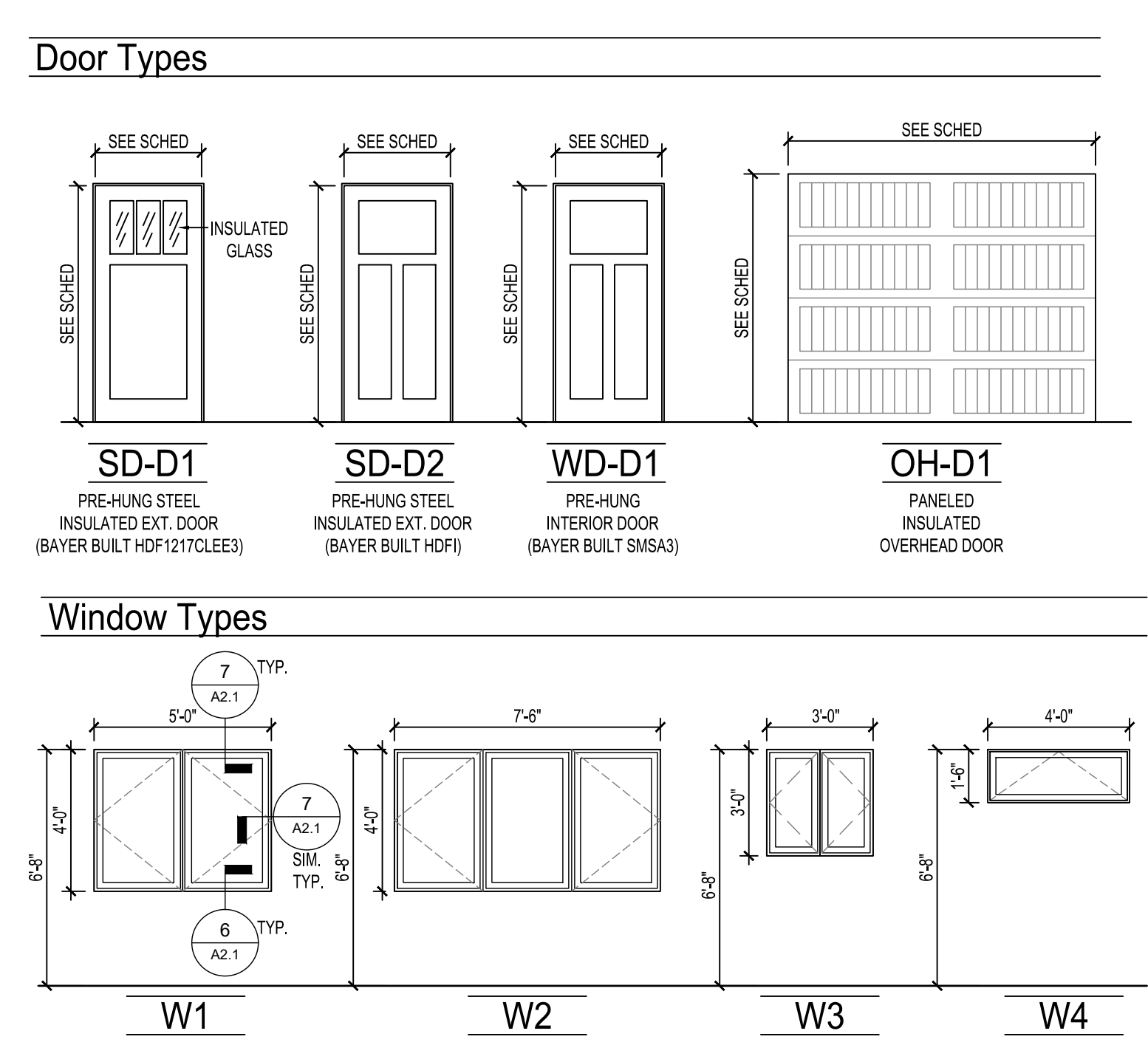
DOOR HARDWARE SCHEDULE				
HARDWARE GROUP 1: LEVER STYLE ENTRANCE LATCHSET	HARDWARE GROUP 2: LEVER STYLE BEDROOM LATCHSET	HARDWARE GROUP 3: LEVER STYLE PRIVACY LATCHSET	HARDWARE GROUP 4: LEVER STYLE PASSAGE LATCHSET	HARDWARE GROUP 5: LEVER STYLE DUMMY LATCHSETS W/ BALL & CATCH



ROOM FINISH SCHEDULE													
NO.	ROOM	FLOOR	WALLS								CEILING		NOTES
			FINISH	BASE	NORTH	EAST	SOUTH	WEST	MAT'L	FINISH			
101	GARAGE	CONC. SEAL	---	UNFINISHED	UNFINISHED	GB	UNFINISHED	UNFINISHED	UNFINISHED	UNFINISHED	UNFINISHED	UNFINISHED	---
102	LAUNDRY	LVP	4" WD	GB	P	GB	P	GB	P	GB	P	GB	P
103	MECH/PANTRY	LVP	4" WD	GB	P	GB	P	GB	P	GB	P	GB	P
104	DINING	LVP	4" WD	GB	P	GB	P	GB	P	GB	P	GB	P
105	KITCHEN	LVP	4" WD	GB	P	GB	P	GB	P	GB	P	GB	P
106	BEDROOM	CPT	4" WD	GB	P	GB	P	GB	P	GB	P	GB	P
107	BATHROOM	LVP	4" WD	GB	P	GB	P	GB	P	GB	P	GB	P
108	BEDROOM	CPT	4" WD	GB	P	GB	P	GB	P	GB	P	GB	P
109	LIVING ROOM	LVP	4" WD	GB	P	GB	P	GB	P	GB	P	GB	P
110	M. BEDROOM	CPT	4" WD	GB	P	GB	P	GB	P	GB	P	GB	P
111	M. BATH	LVP	4" WD	GB	P	GB	P	GB	P	GB	P	GB	P
112	W.C	CPT	4" WD	GB	P	GB	P	GB	P	GB	P	GB	P

ROOM FINISH SCHEDULE ABBREVIATIONS									
ACT	ACOUSTICAL CEILING TILE	EXP	EXPOSED STRUCTURE	PLY	PLYWOOD	S.C.P.	SKIM COAT PLASTER		
BRK	BRICK	FRP	FIBERGLASS REINFORCED PANEL	Q.T.	QUARRY TILE	ST	STAIN & VARNISH		
CMU	CONCRETE MASONRY UNIT	GB	GYP. BOARD	RB	RUBBER BASE	STL	STEEL		
CONC.	CONCRETE	GMU	GLAZED CONC. MASONRY UNIT	R.C.P.	REFLECTED CEILING PLAN	VCT	VINYL COMPOSITE TILE		
CPT	CARPET	GR	GLAZED CONC. MASONRY UNIT	SEAL	SEAL EXPOSED CONC. SEE SPEC.	VWC	VINYL WALL COVERING		
C.T.	CERAMIC TILE	LVP	LUXURY VINYL PLANK	S.V.	SHEET VINYL	WD	WOOD		
EX	EXISTING	MFL	METAL LINEAR CEILING						
EP	EPOXY PAINT	P	PAINT						
		PCC	PRE-CAST CONCRETE PANEL						

**ROOM FINISH SCHEDULE NOTES**  
 1. ALL FINAL FINISH COLOR SELECTIONS TO BE REVIEWED AND APPROVED BY OWNER.  
 2. 4" WOOD BASE TO BE PAINTED BAYER BUILT WOOD BASE PROFILE 238A.



HAWK Construction, Inc. expressly reserves its common law copyright and other property rights in these plans. These plans are not to be reproduced, changed, or copied in any form or manner whatsoever, nor are they to be assigned to a third party without first obtaining the written permission and consent of HAWK Construction, Inc. In the event of unauthorized reuse of these plans by a third party, the third party shall hold HAWK Construction, Inc. harmless.

COPYRIGHT 2025 HAWK Construction, Inc.



**HRA HOUSING DEVELOPMENT**  
 Grand Rapids, Minnesota

project no: 24-0000

THESE PLANS ARE PREPARED BY A DESIGNER WHO IS NOT A PROFESSIONAL ARCHITECT OR ENGINEER, AND EXPRESSLY DISCLAIMS ANY LIABILITY WHATSOEVER FOR ERRORS OR OMISSIONS OF ANY KIND WHICH MAY BE ON THESE PLANS. THE USER OF THESE PLANS ASSUMES ALL RESPONSIBILITY FOR THEIR ACCURACY, AND ALL GOVERNING CONTRACT DOCUMENTS, INCLUDING ANY ADDENDUMS, SPECIFICATIONS, AND NOTES TO CONTRACT, SHALL CONTROL IN THE EVENT OF ANY CONFLICT. THE USER OF THESE PLANS AGREES TO HOLD THE DESIGNER HARMLESS FROM AND AGAINST ALL CLAIMS, DAMAGES, LOSSES, AND EXPENSES, INCLUDING REASONABLE ATTORNEY'S FEES, ARISING OUT OF OR RESULTING FROM THE USE OF THESE PLANS. THE USER OF THESE PLANS AGREES TO HOLD THE DESIGNER HARMLESS FROM AND AGAINST ALL CLAIMS, DAMAGES, LOSSES, AND EXPENSES, INCLUDING REASONABLE ATTORNEY'S FEES, ARISING OUT OF OR RESULTING FROM THE USE OF THESE PLANS.

revisions:

NO.	DATE	DESCRIPTION
1	2/3/25	FINAL CD'S

drawn by: ---  
 designed by: ---  
 checked by: ---  
 date: ---

sheet title  
**FLOOR PLAN (Corner)**  
 sheet number  
**A2.1**



# HRA HOUSING DEVELOPMENT

Grand Rapids, Minnesota

project no: 24-0000

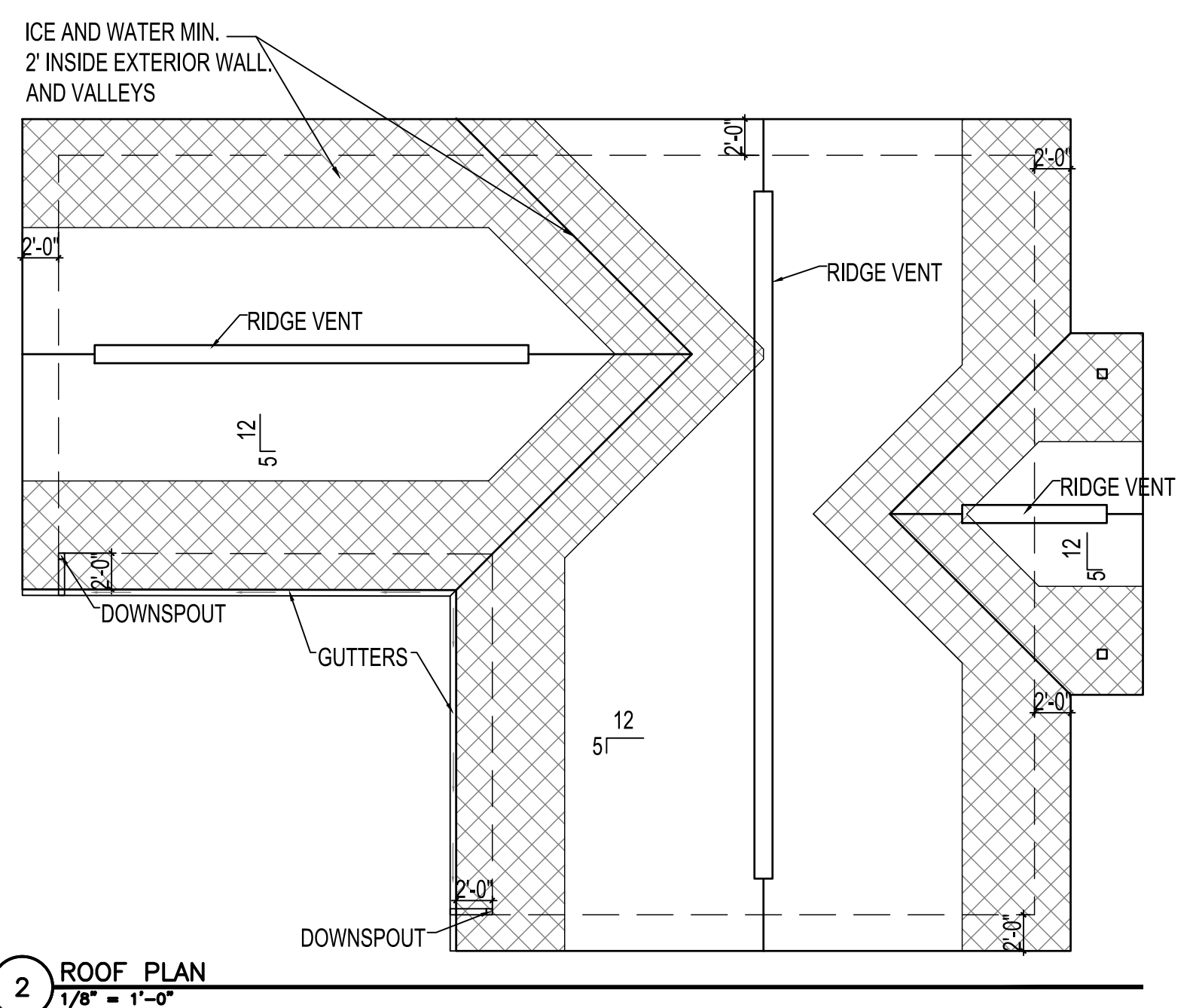
THESE PLANS ARE PREPARED BY A DESIGNER WHO IS NOT A PROFESSIONAL ARCHITECT OR ENGINEER, AND EXPRESSLY DISCLAIMS ANY LIABILITY WHATSOEVER FOR ERRORS OR OMISSIONS OF ANY KIND WHICH MAY BE ON THESE PLANS. THE USER OF THESE PLANS ASSUMES ALL RESPONSIBILITY FOR THEIR ACCURACY, AND ALL GOVERNING CODES, ORDINANCES, AND REGULATIONS, AND THE USER OF THESE PLANS SHALL BE RESPONSIBLE FOR OBTAINING ANY NECESSARY PERMITS TO CONSTRUCT, AND FOR DETERMINING ANY MODIFICATIONS NECESSARY TO MEET ACTUAL SITE CONDITIONS. THE SELECTION OF CORRECT STRUCTURAL MATERIALS AND APPLICATION OF ARCHITECTURAL PRINCIPLES IS A PRECISE ART. THE RESPONSIBILITY FOR WHICH RESTS WITH THE BUILDER, THE OWNER, OR THE USER OF THESE PLANS.

revisions:	
FINAL CD'S	date: 2/3/25

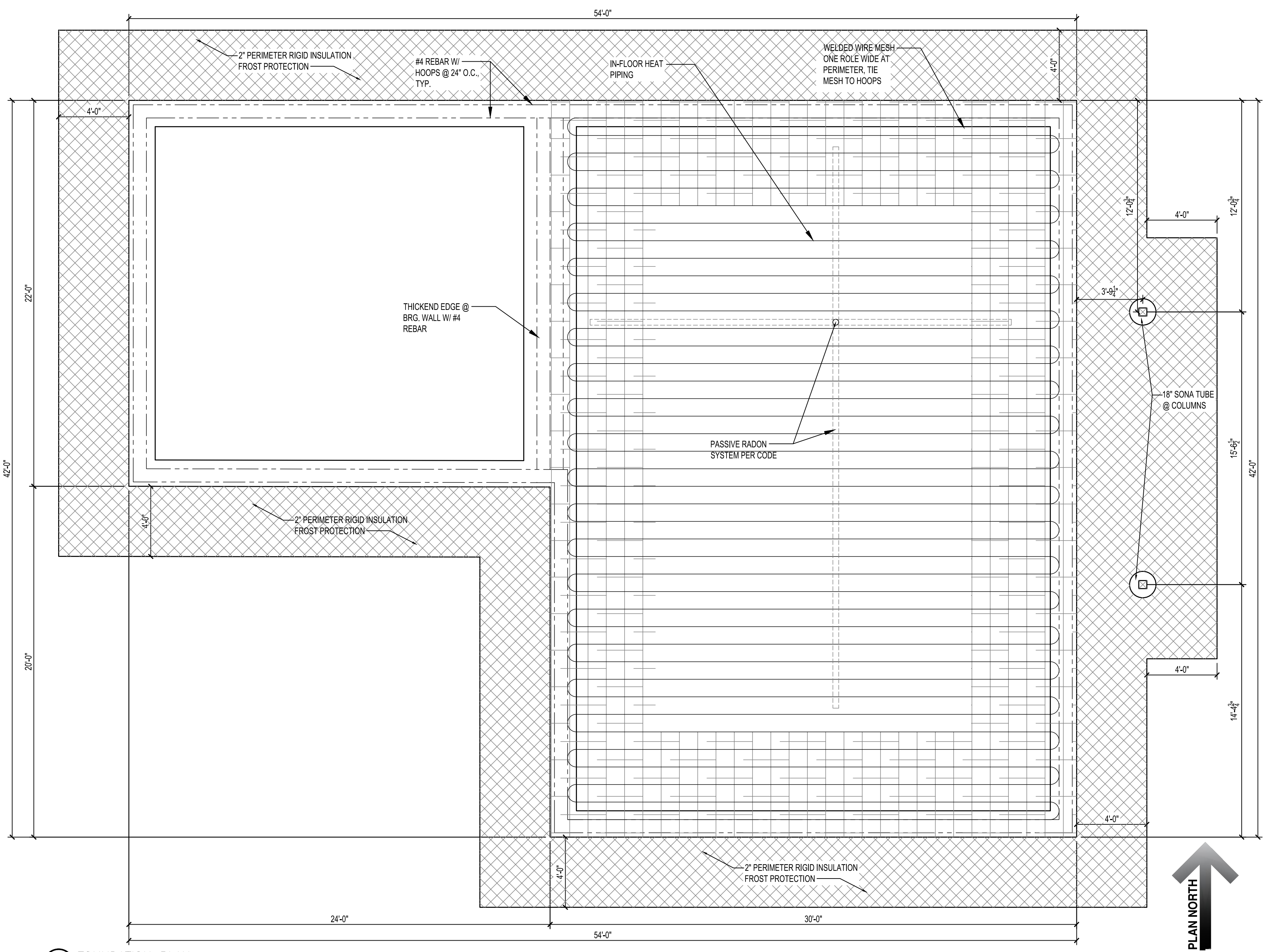
drawn by: ---  
 designed by: ---  
 checked by: ---  
 date: ---

Sheet Title  
**FOUNDATION PLAN & ROOF PLAN**

sheet number  
**A2.2**



**2** ROOF PLAN  
 1/8" = 1'-0"



**1** FOUNDATION PLAN  
 1/4" = 1'-0"





**HRA HOUSING DEVELOPMENT**  
Grand Rapids, Minnesota

project no: 24-0000

THESE PLANS ARE PREPARED BY A DESIGNER WHO IS NOT A PROFESSIONAL ARCHITECT OR ENGINEER, AND EXPRESSLY DISCLAIMS ANY LIABILITY WHATSOEVER FOR ERRORS OR OMISSIONS OF ANY KIND WHICH MAY BE ON THESE PLANS. THE USER OF THESE PLANS ASSUMES ALL RESPONSIBILITY FOR THEIR ACCURACY, AND ALL GOVERNING LOCAL, STATE, AND FEDERAL REGULATIONS, AND ALL APPLICABLE CODES OF CONSTRUCTION, AND ALL OTHER REGULATIONS, AND ALL NECESSARY TO MEET ACTUAL SITE CONDITIONS. THE SELECTION OF CORRECT STRUCTURAL MATERIALS AND APPLICATION OF ARCHITECTURAL PRINCIPLES IS A PRECISE ART. THE RESPONSIBILITY FOR WHICH RESTS WITH THE BUILDER, THE OWNER, OR THE USER OF THESE PLANS.

revisions:

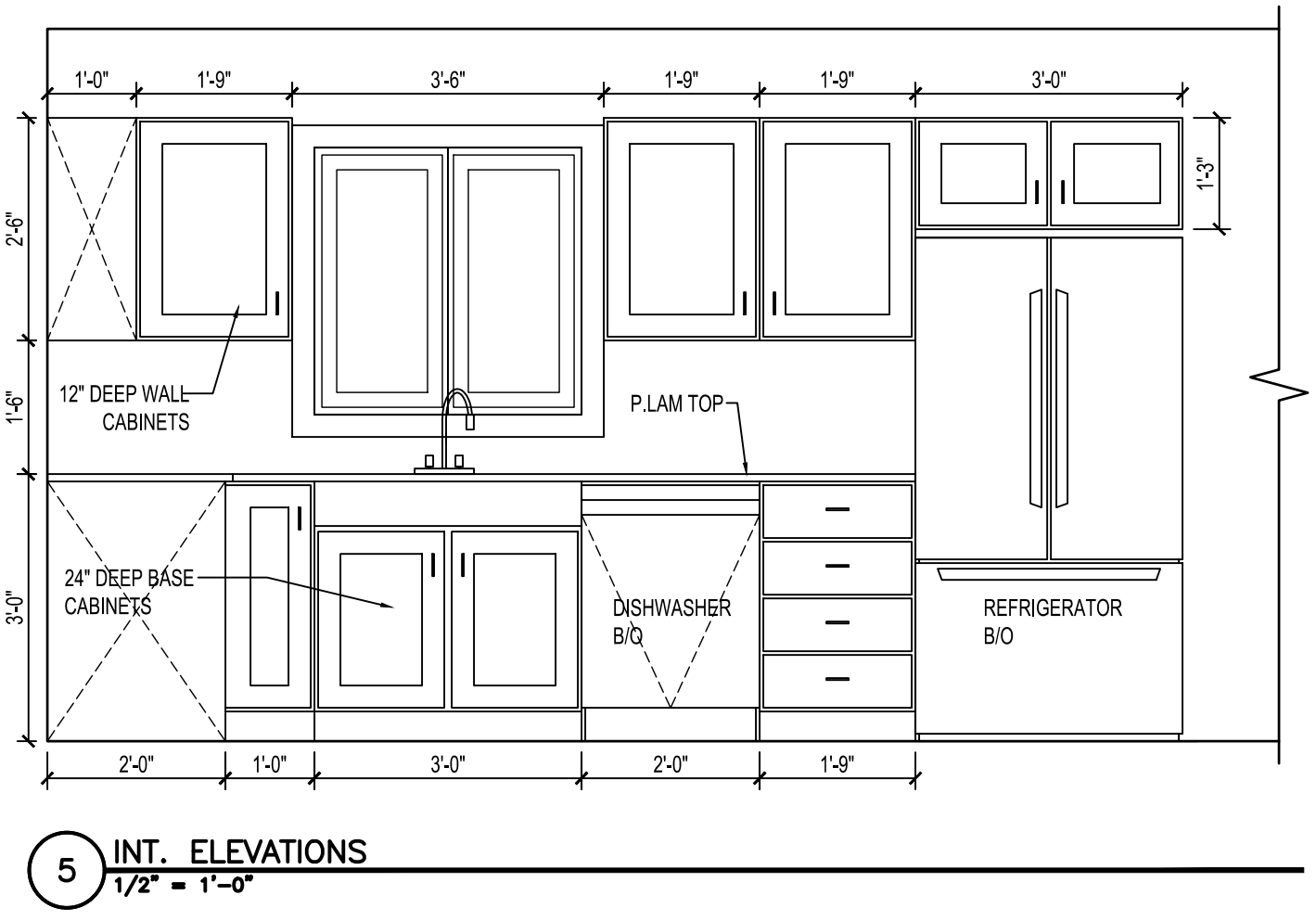
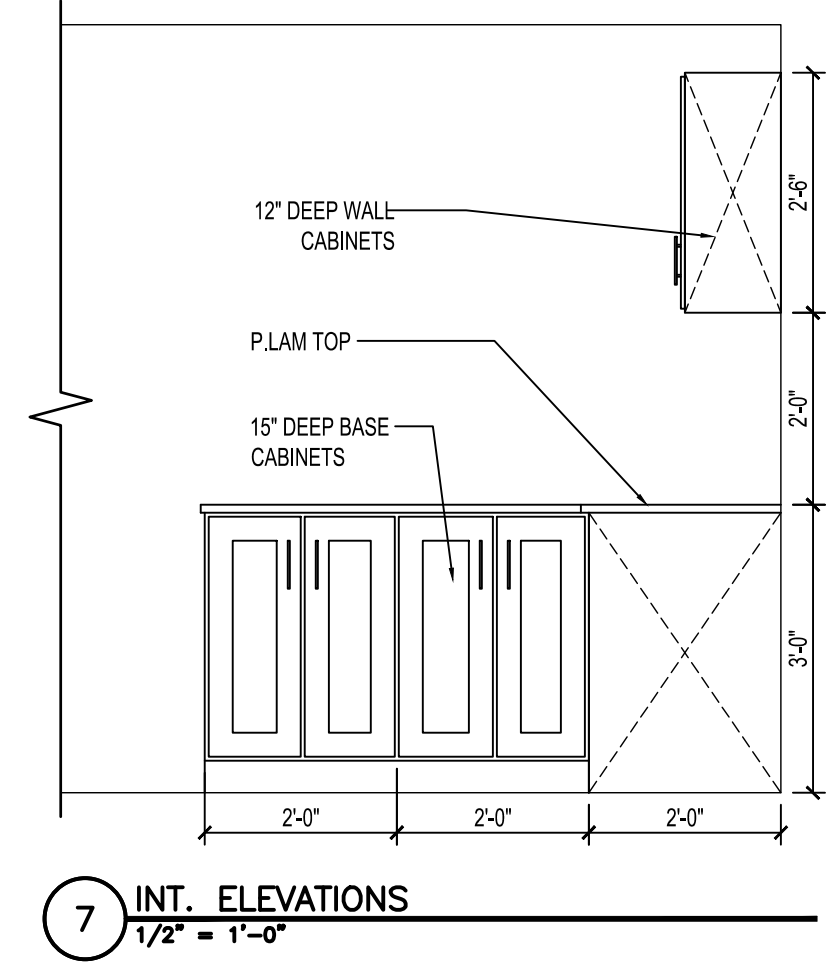
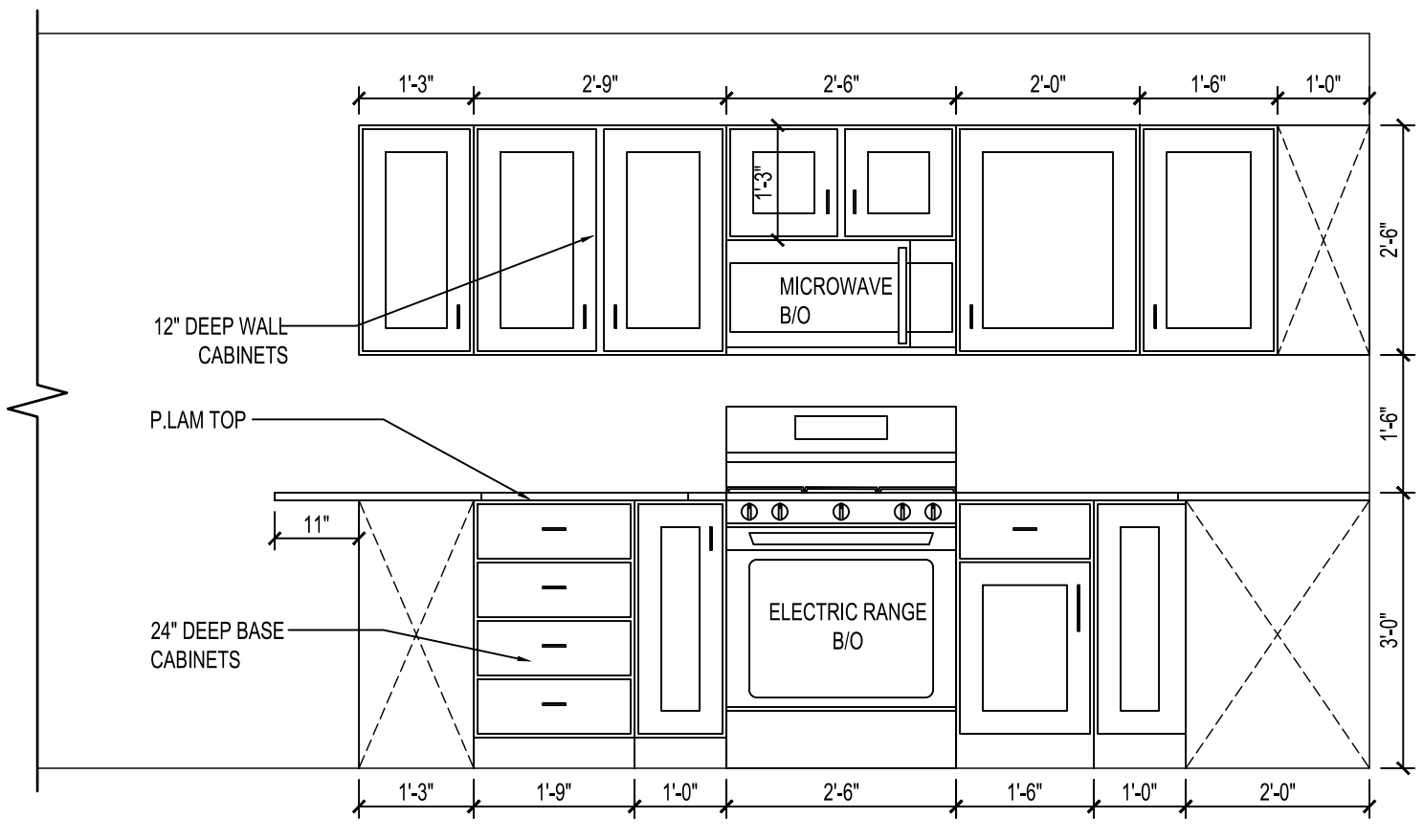
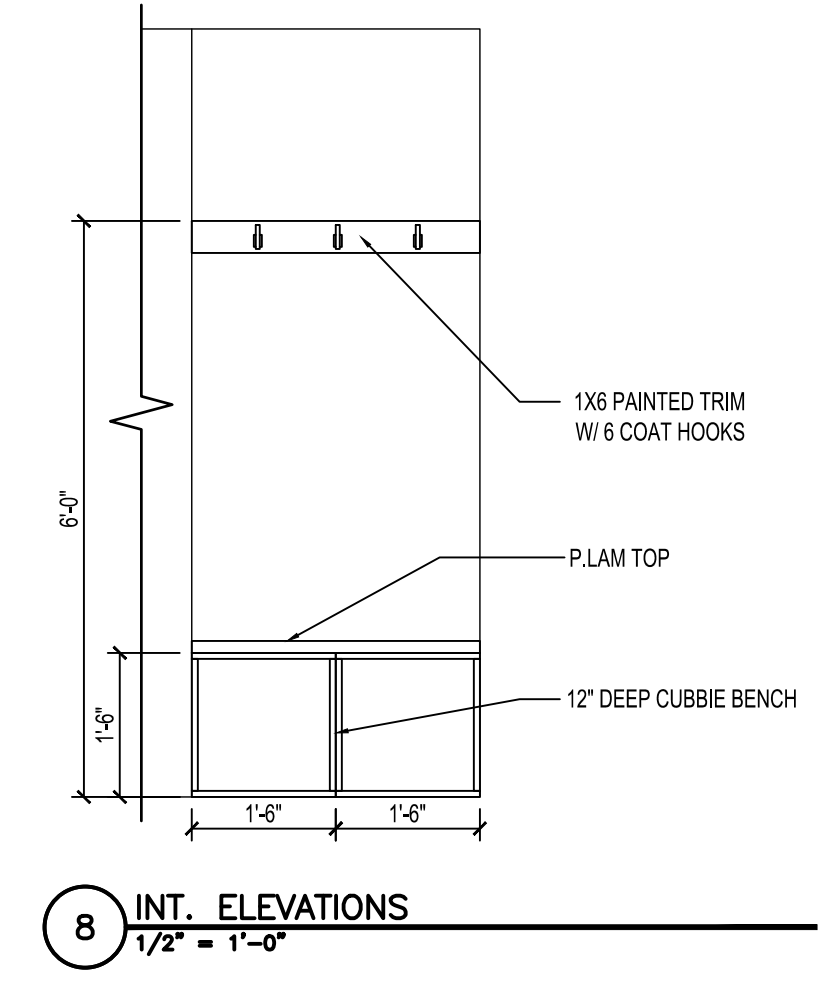
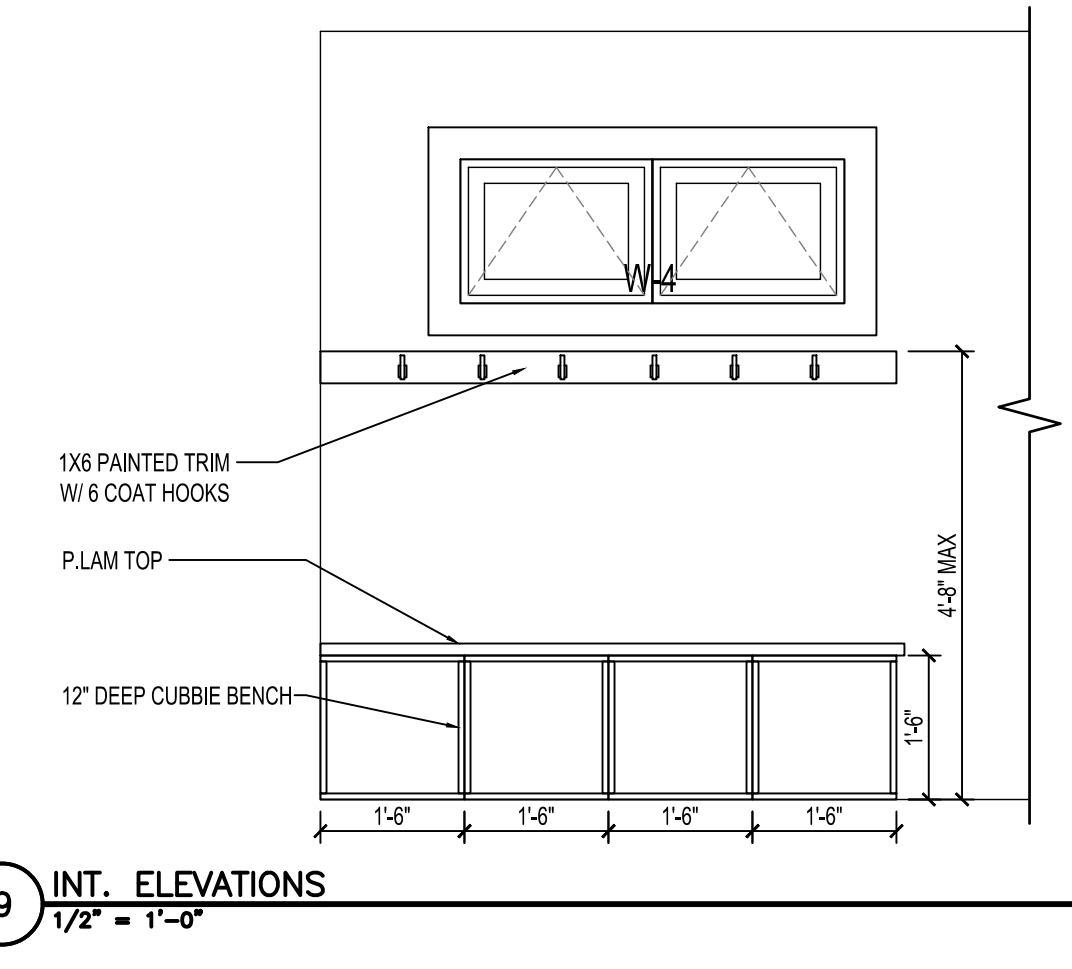
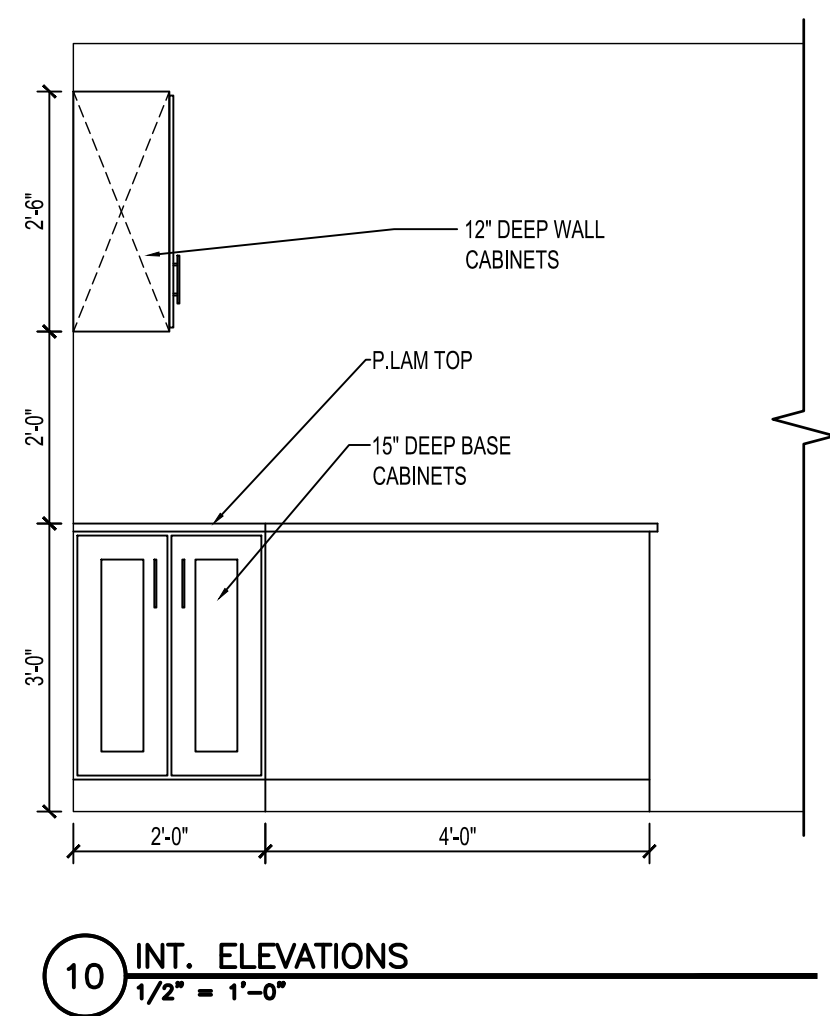
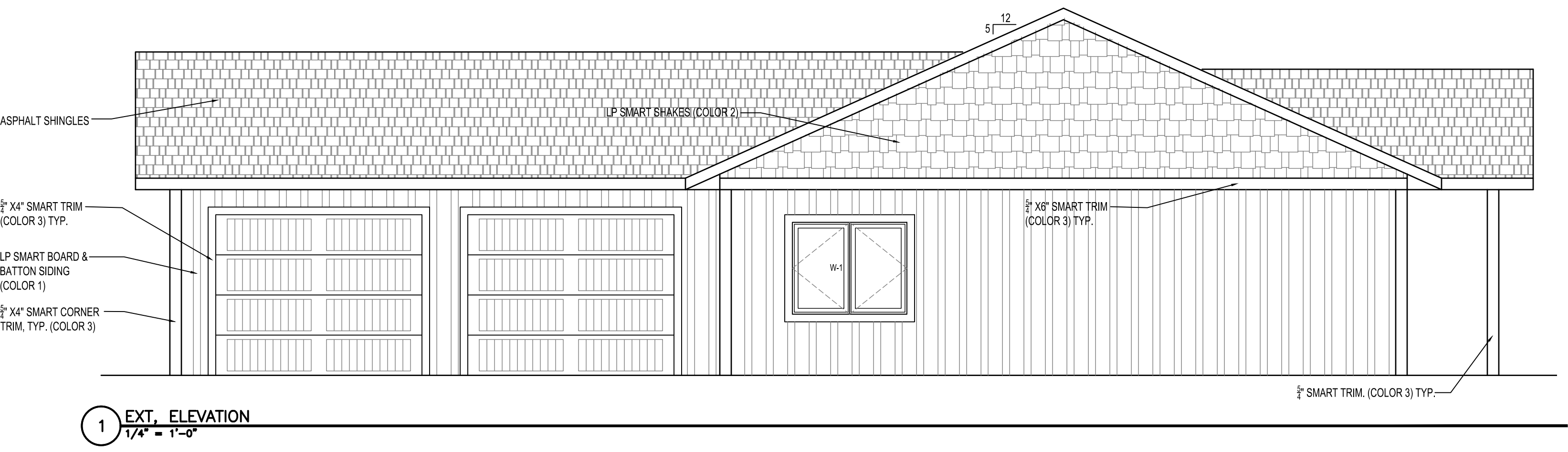
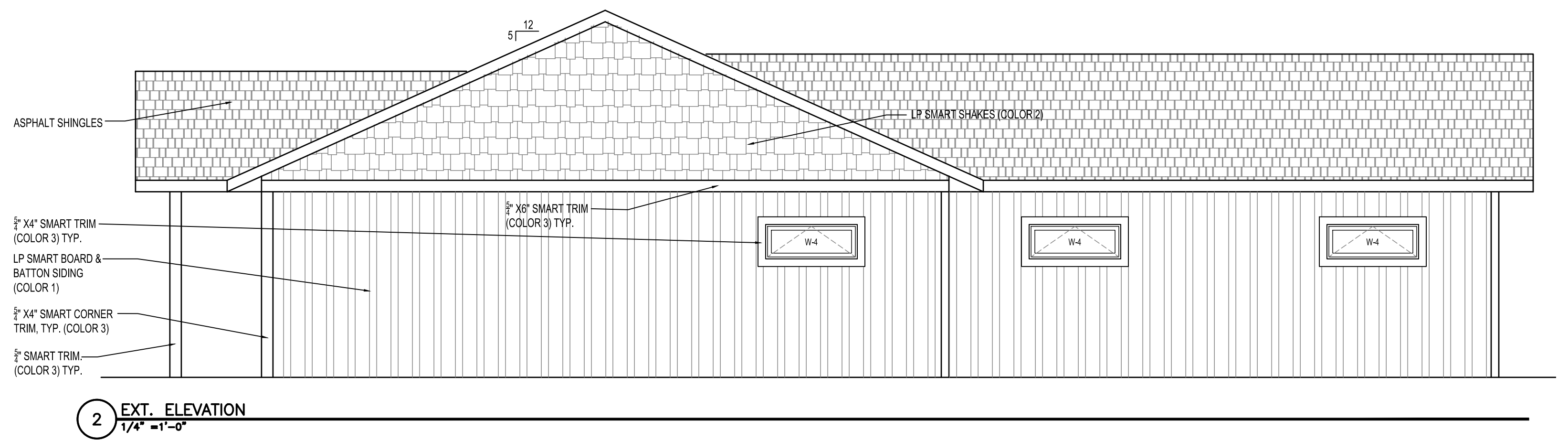
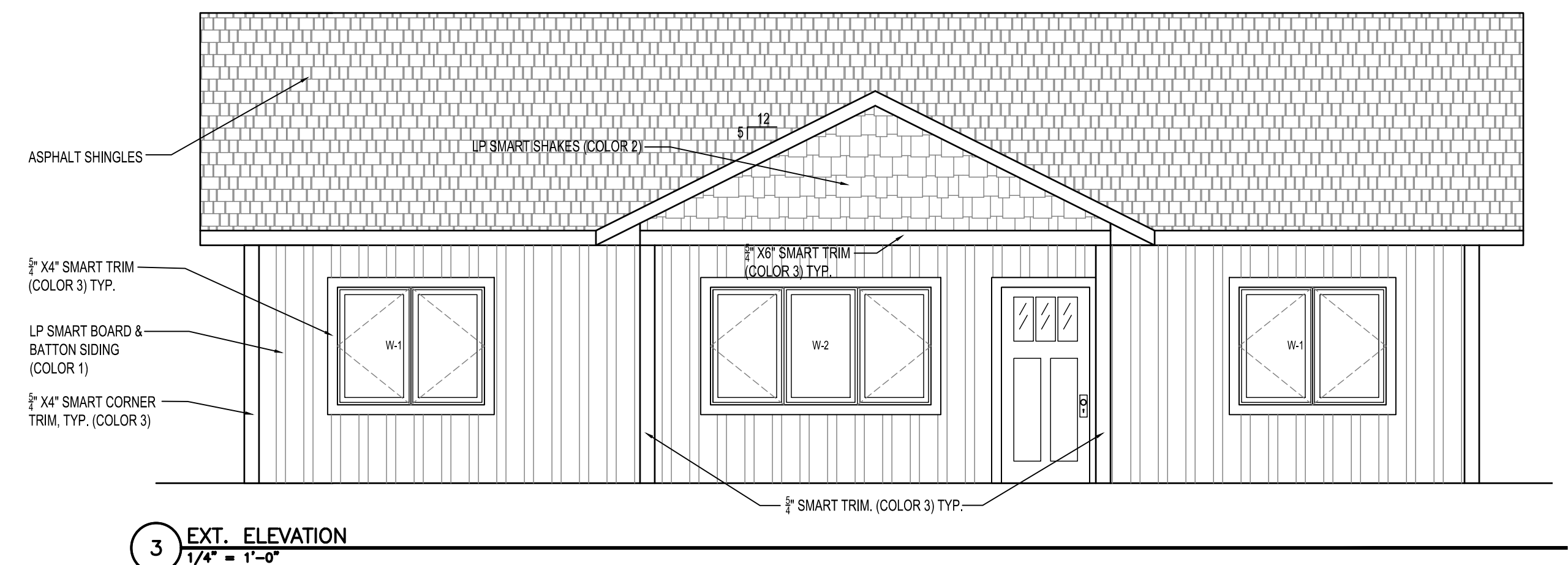
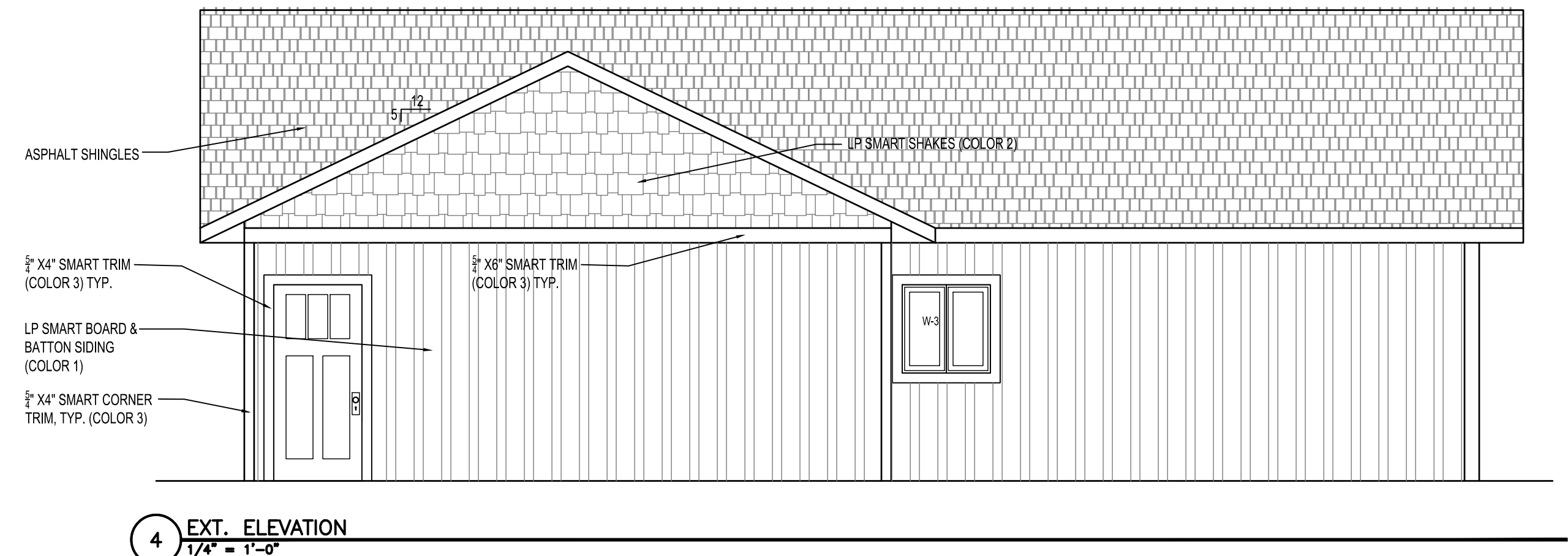
FINAL CD'S	date:
	2/3/25

drawn by: ---  
designed by: ---  
checked by: ---  
date: ---

sheet number

**EXT. ELEVATIONS (Corner)**

**A5.1**





**HRA HOUSING  
DEVELOPMENT**  
Grand Rapids, Minnesota

project no: 24-0000

THESE PLANS ARE PREPARED BY A DESIGNER WHO IS NOT A PROFESSIONAL ARCHITECT OR ENGINEER, AND EXPRESSLY DISCLAIMS ANY LIABILITY WHATSOEVER FOR ERRORS OR OMISSIONS OF ANY KIND WHICH MAY BE ON THESE PLANS. THE USER OF THESE PLANS ASSUMES ALL RESPONSIBILITY FOR THEIR ACCURACY, AND ALL GOVERNING LOCAL, STATE, AND FEDERAL REGULATIONS, AND ALL APPLICABLE CODES OF CONSTRUCTION, AND DETERMINING ANY NECESSARY CORRECTIONS TO MEET ACTUAL SITE CONDITIONS. THE SELECTION OF CORRECT STRUCTURAL MATERIALS AND APPLICATION OF ARCHITECTURAL PRINCIPLES IS A PRECISE ART. THE RESPONSIBILITY FOR WHICH RESTS WITH THE BUILDER, THE OWNER, OR THE USER OF THESE PLANS.

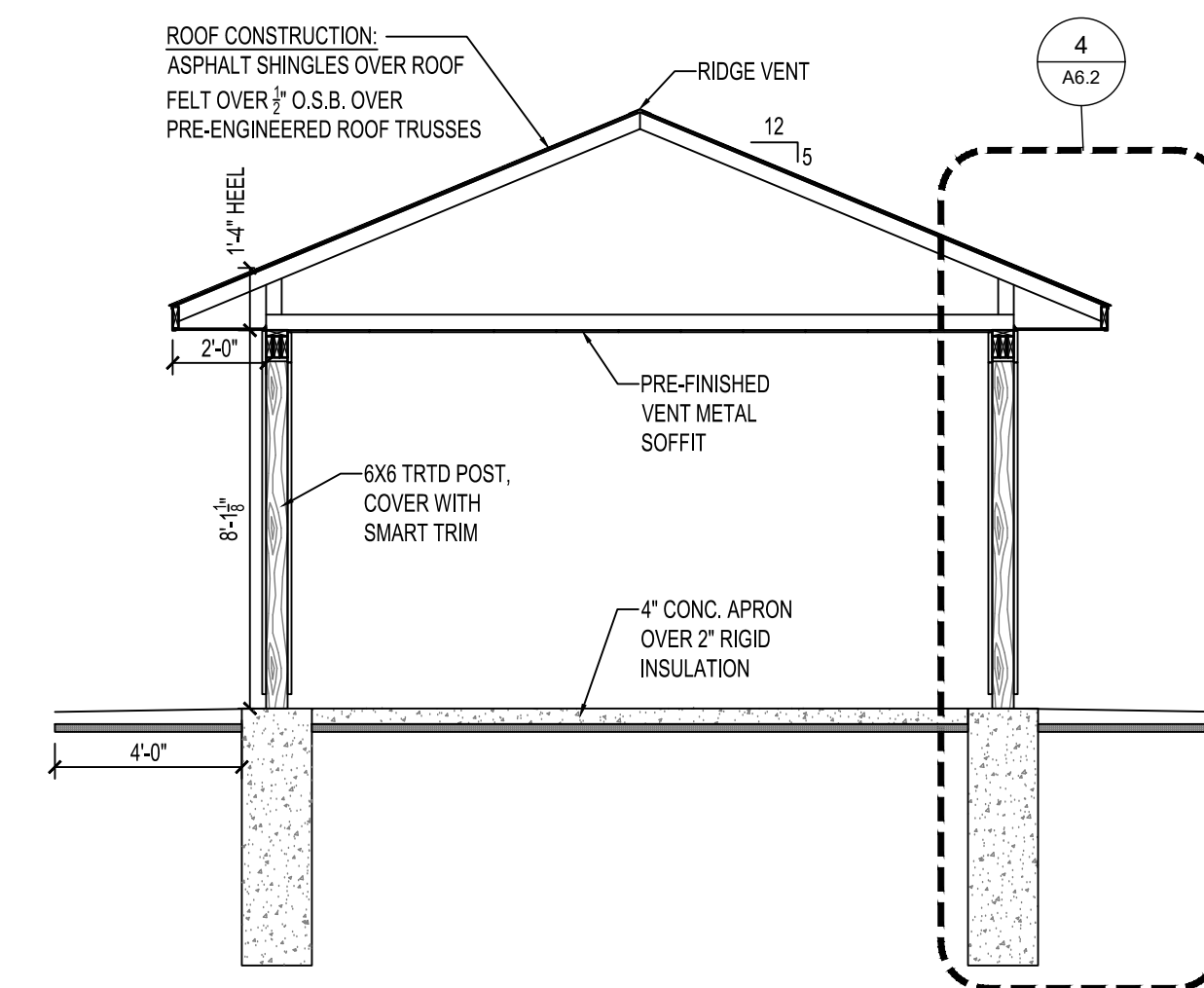
revisions:

FINAL CD'S	date:
	2/3/25
drawn by: ---	
designed by: ---	
checked by:	
date:	

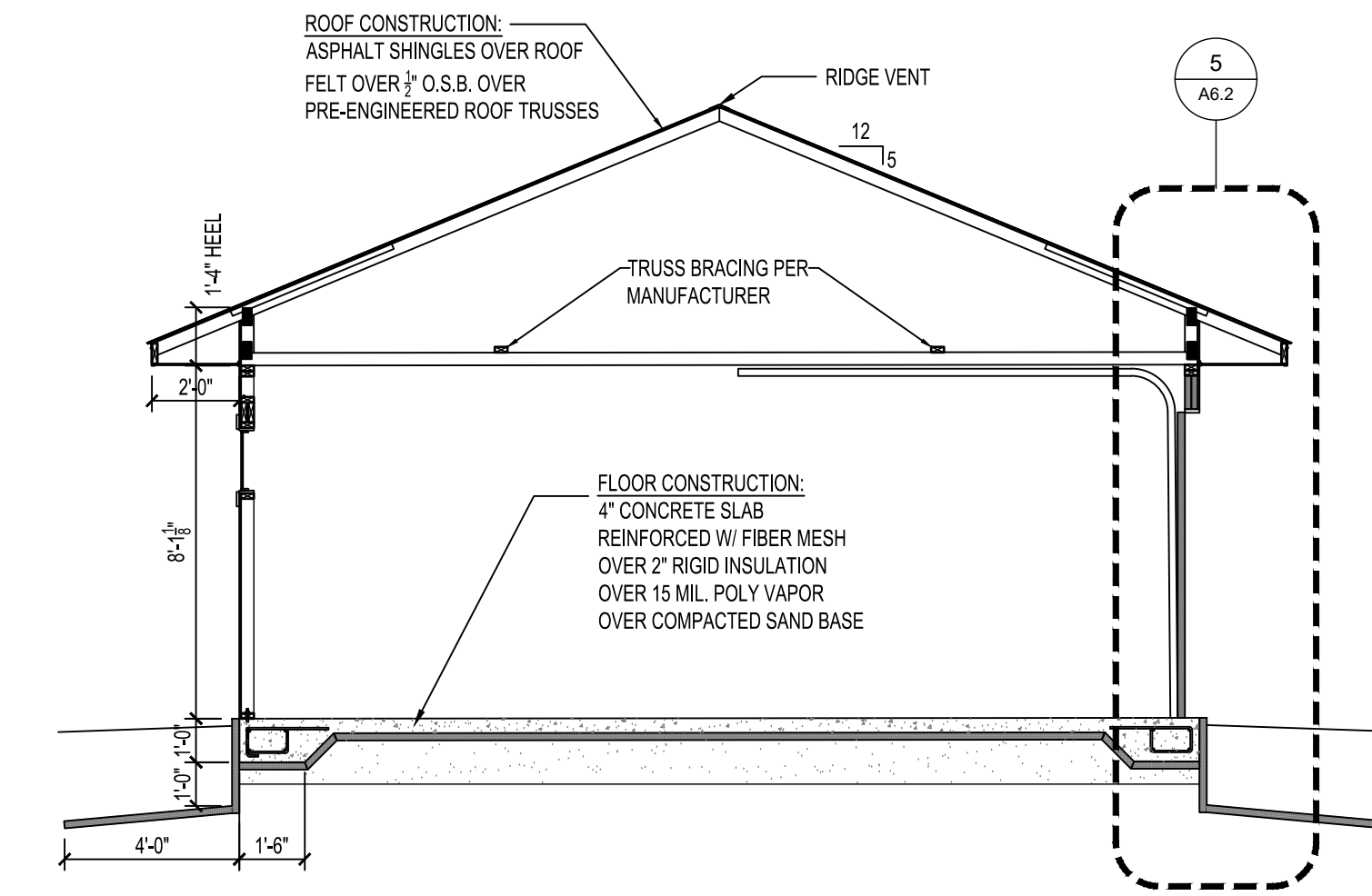
Sheet  
Title  
**BUILDING  
SECTIONS  
(Corner)**

sheet  
number

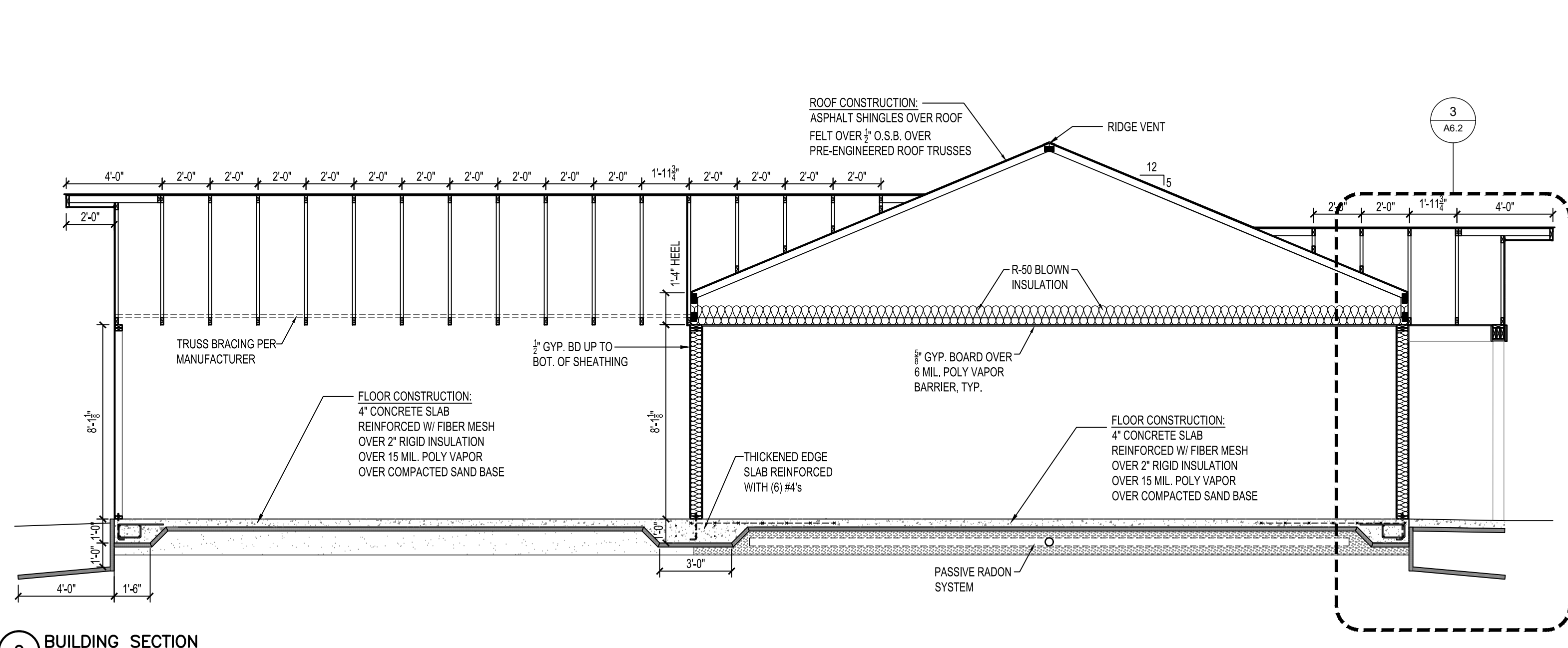
**A6.1**



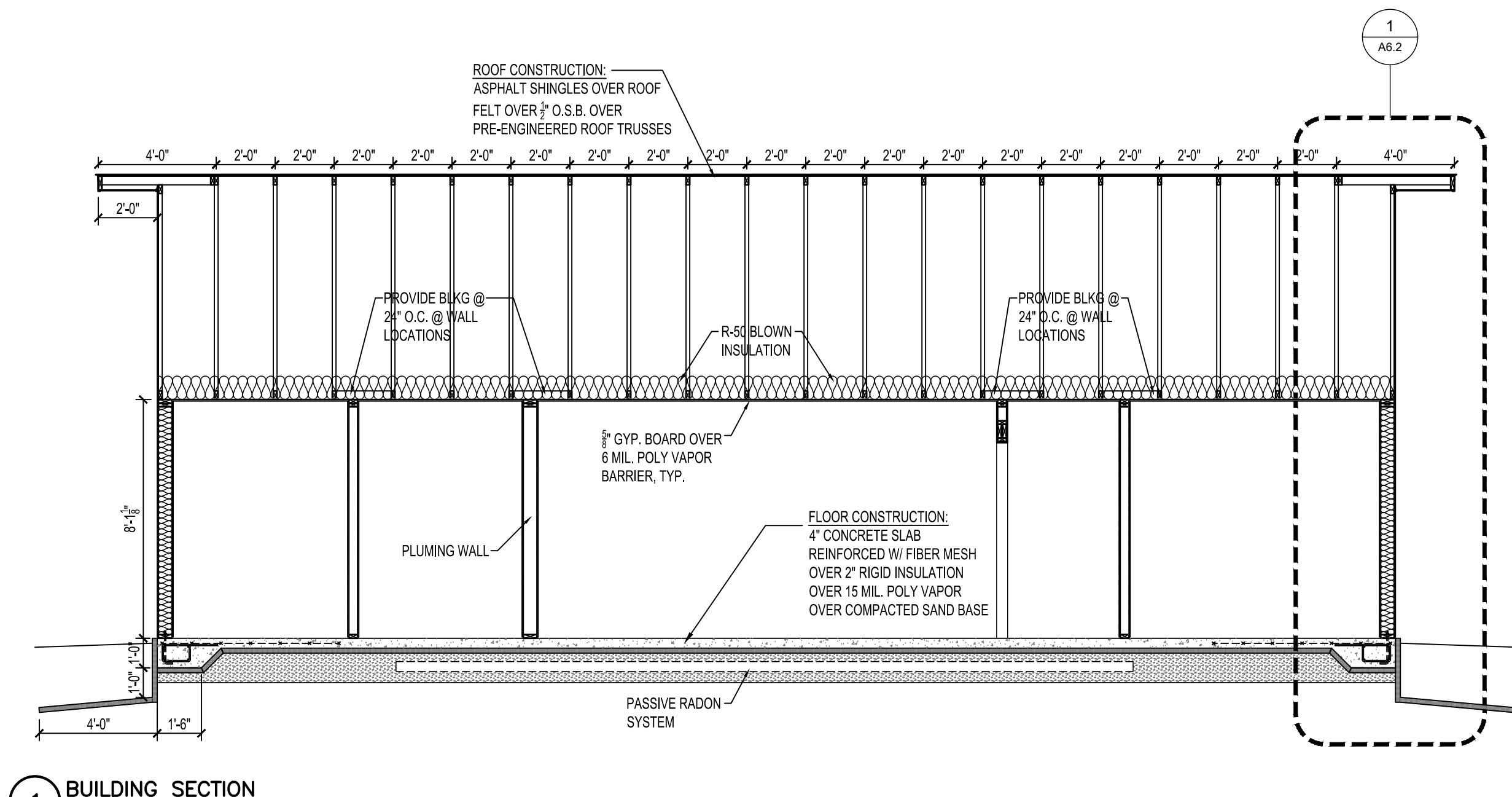
**4 PORCH SECTION**  
1/4" = 1'-0"



**3 GARAGE SECTION**  
1/4" = 1'-0"



**2 BUILDING SECTION**  
1/4" = 1'-0"



**1 BUILDING SECTION**  
1/4" = 1'-0"



**HRA HOUSING DEVELOPMENT**  
Grand Rapids, Minnesota

project no: 24-0000

THESE PLANS ARE PREPARED BY A DESIGNER WHO IS NOT A PROFESSIONAL ARCHITECT OR ENGINEER, AND EXPRESSLY DISCLAIMS ANY LIABILITY WHATSOEVER FOR ERRORS OR OMISSIONS OF ANY KIND WHICH MAY BE ON THESE PLANS. THE USER OF THESE PLANS ASSUMES ALL RESPONSIBILITY FOR THEIR ACCURACY, AND ALL GOVERNING CODES, ORDINANCES, AND REGULATIONS, AND THE USER OF THESE PLANS AGREES TO ACCEPT THE RISK OF CONSTRUCTION AND TO DETERMINE ANY NECESSARY CORRECTIONS TO MEET ACTUAL SITE CONDITIONS. THE SELECTION OF CORRECT STRUCTURAL MATERIALS AND APPLICATION OF ARCHITECTURAL PRINCIPLES IS A PRECISE ART. THE RESPONSIBILITY FOR WHICH RESTS WITH THE BUILDER, THE OWNER, OR THE USER OF THESE PLANS.

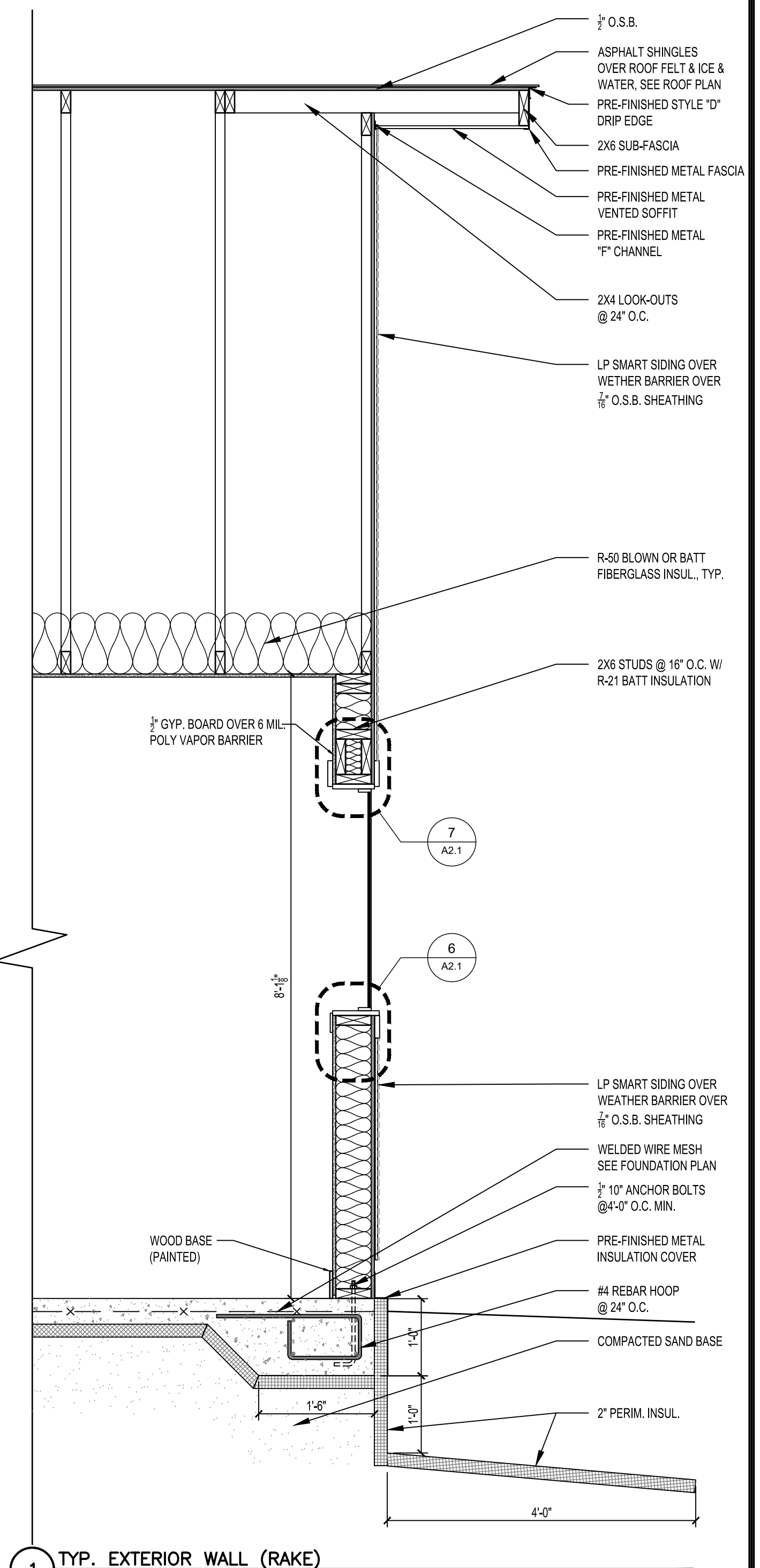
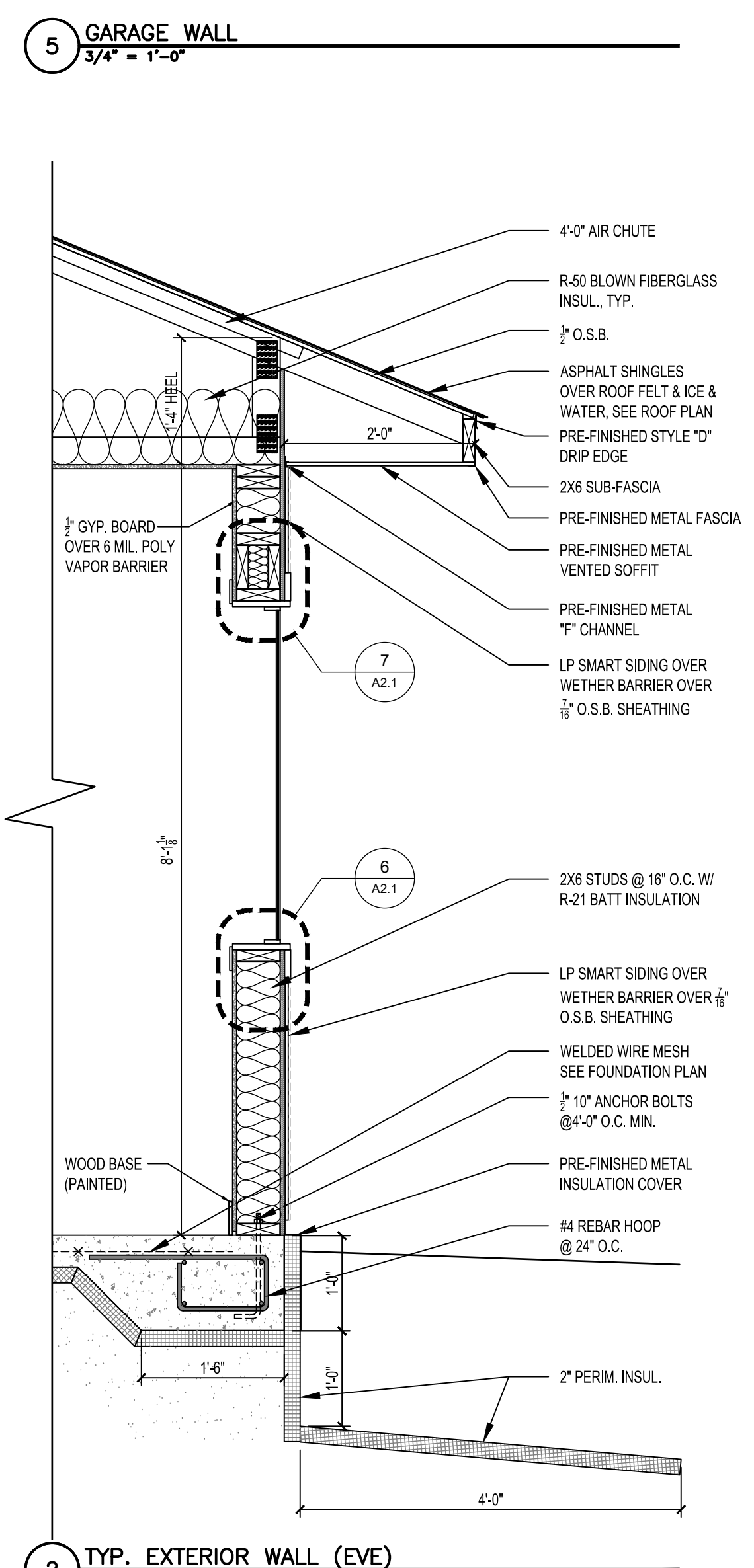
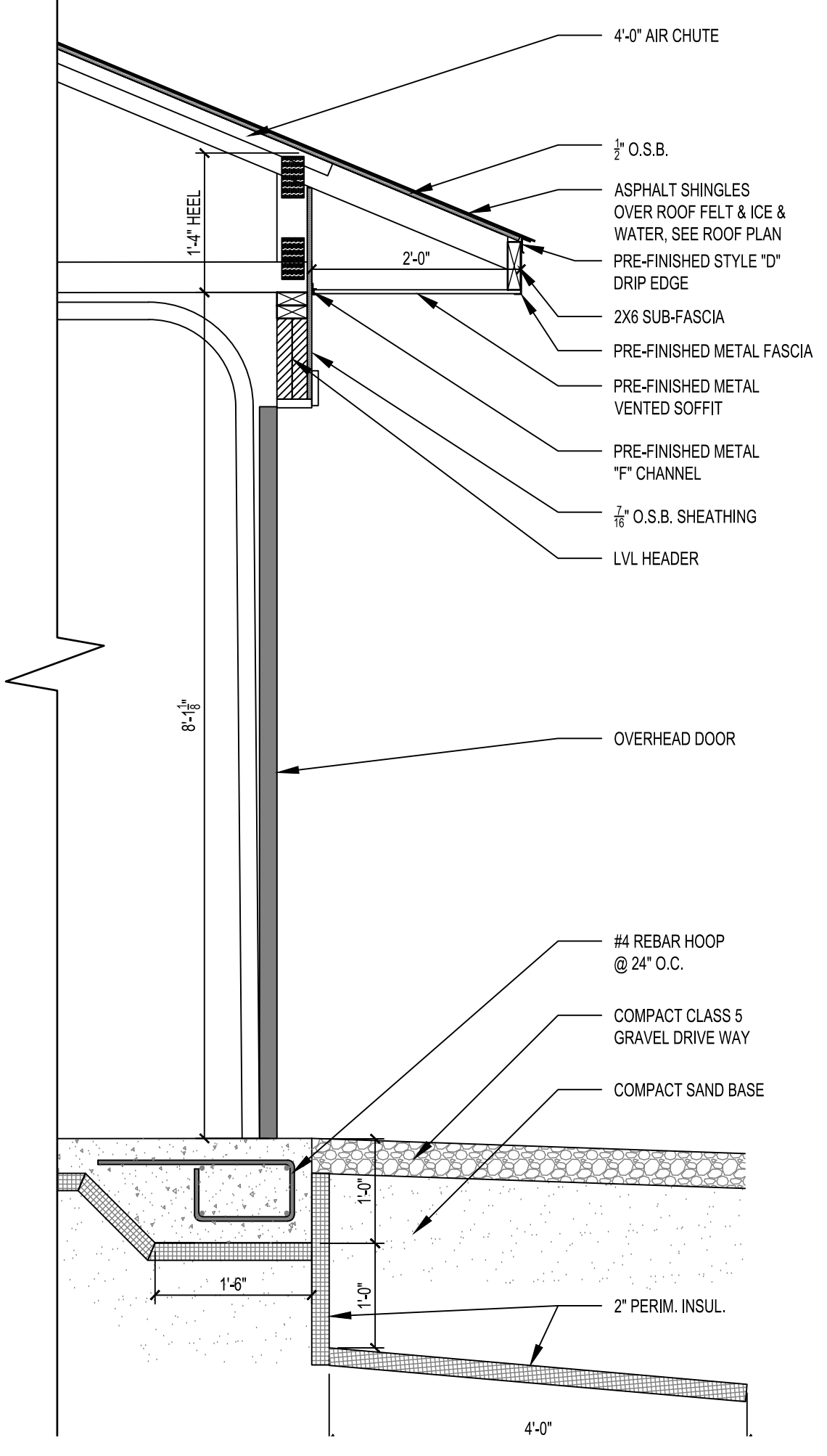
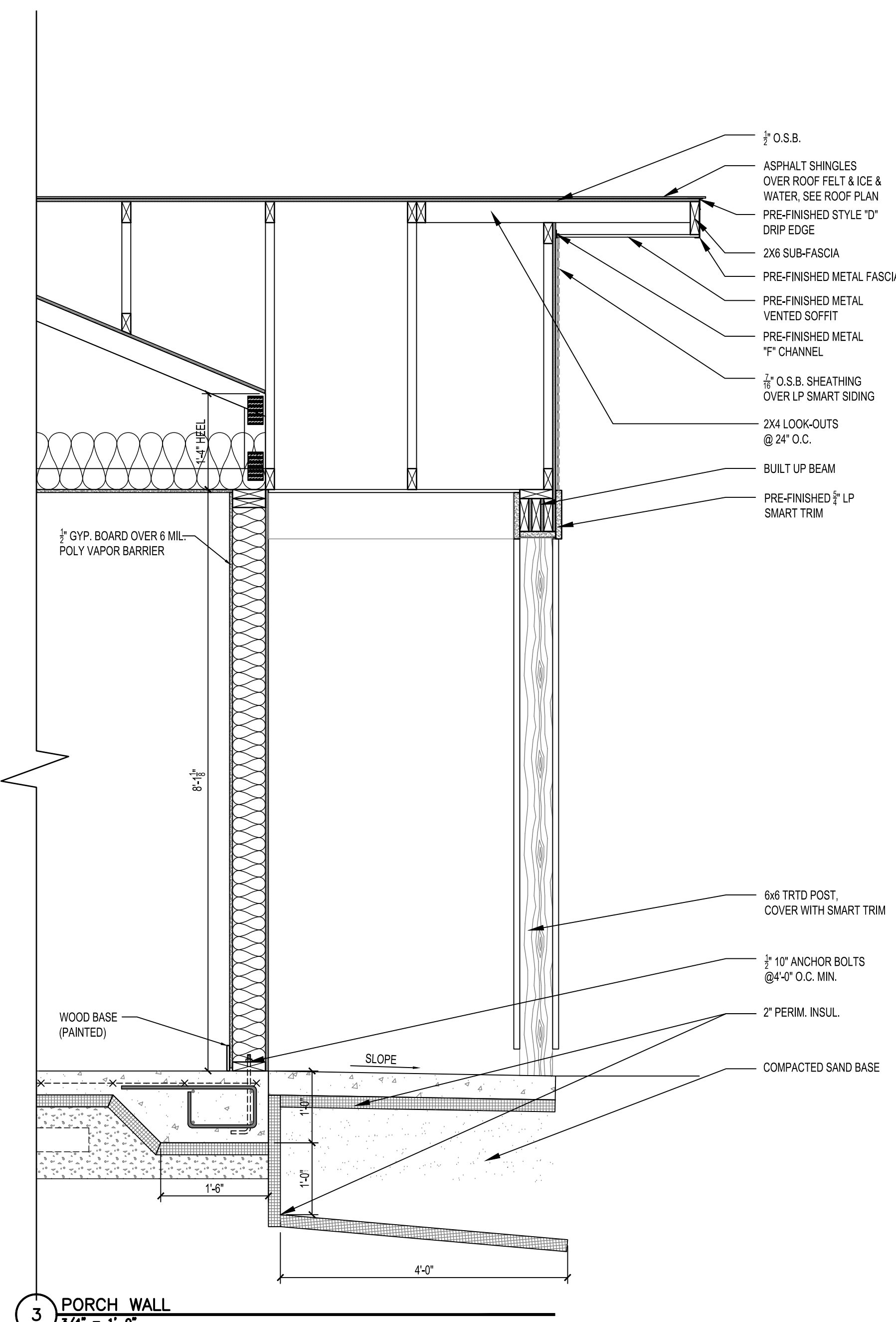
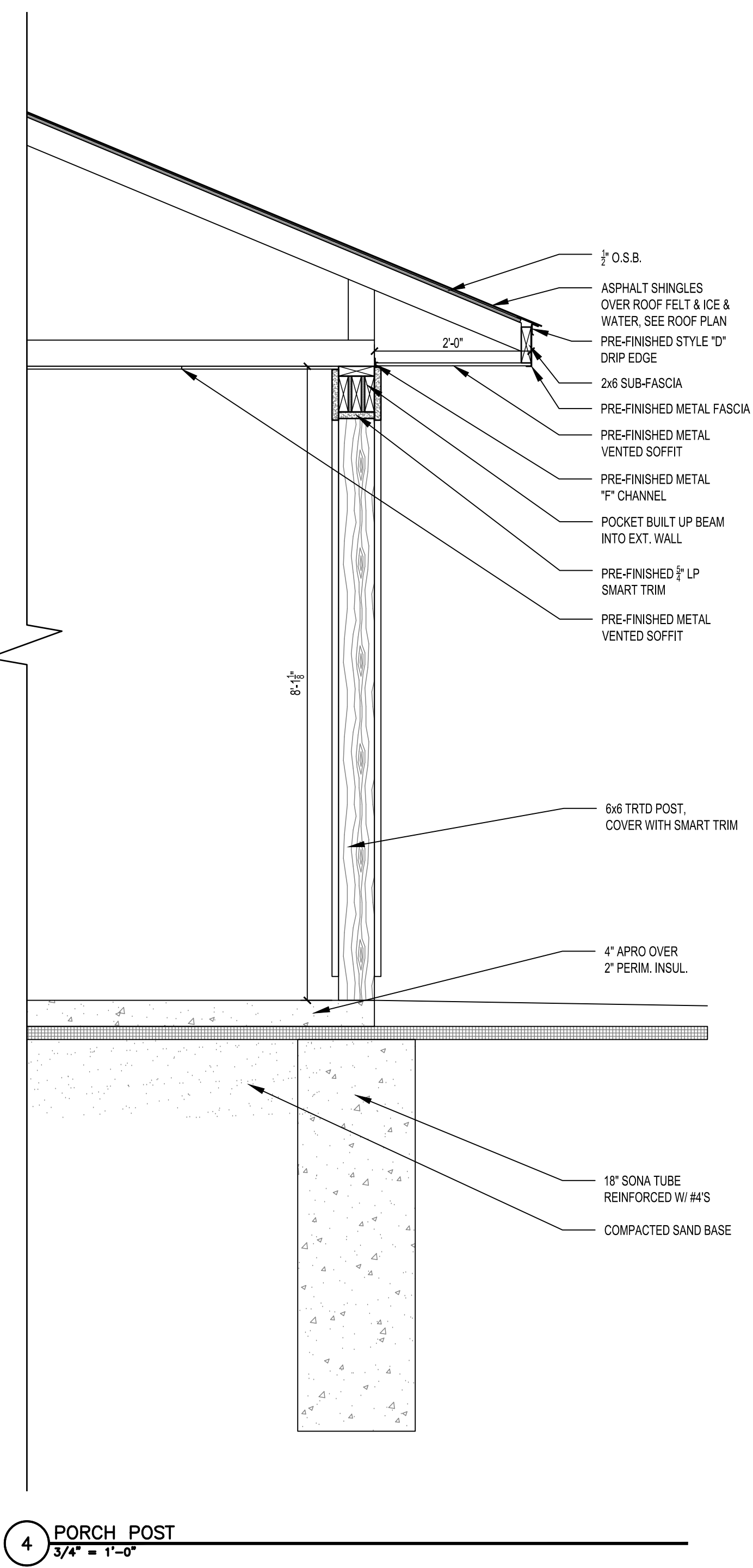
revisions:

FINAL CD'S	date:
	2/3/25

drawn by: ---  
designed by: ---  
checked by: ---  
date: ---

sheet title  
**WALL SECTIONS (Corner)**  
sheet number

**A6.2**



HAWK Construction, Inc. expressly reserves its common law copyright and other property rights in these plans. These plans are not to be reproduced, changed, or copied in any form or manner whatsoever, nor are they to be assigned to a third party without first obtaining the written permission and consent of HAWK Construction, Inc. In the event of unauthorized reuse of these plans by a third party, the third party shall hold HAWK Construction, Inc. harmless.  
COPYRIGHT 2025 HAWK Construction, Inc.



**HRA HOUSING  
DEVELOPMENT**  
Grand Rapids, Minnesota

project no: 24-0000

THESE PLANS ARE PREPARED BY A DESIGNER WHO IS NOT A PROFESSIONAL ARCHITECT OR ENGINEER, AND EXPRESSLY DISCLAIMS ANY LIABILITY WHATSOEVER FOR ERRORS OR OMISSIONS OF ANY KIND WHICH MAY BE ON THESE PLANS. THE USER OF THESE PLANS ASSUMES ALL RESPONSIBILITY FOR THEIR ACCURACY, AND ALL GOVERNING CONTRACTS, SPECIFICATIONS, AND REGULATIONS SHALL CONTROL. THE USER OF THESE PLANS SHALL BE RESPONSIBLE FOR OBTAINING ALL NECESSARY PERMITS, AND FOR VERIFYING ALL CONDITIONS NECESSARY TO MEET ACTUAL SITE CONDITIONS. THE SELECTION OF CORRECT STRUCTURAL MATERIALS AND APPLICATION OF ARCHITECTURAL PRINCIPLES IS A PRECISE ART. THE RESPONSIBILITY FOR WHICH RESTS WITH THE BUILDER, THE OWNER, OR THE USER OF THESE PLANS.

revisions:	
	date:
FINAL CD'S	2/3/25

drawn by: ---  
designed by: ---  
checked by:  
date:

Sheet  
title  
**ELECTRICAL  
PLAN  
(Corner)**

sheet  
number

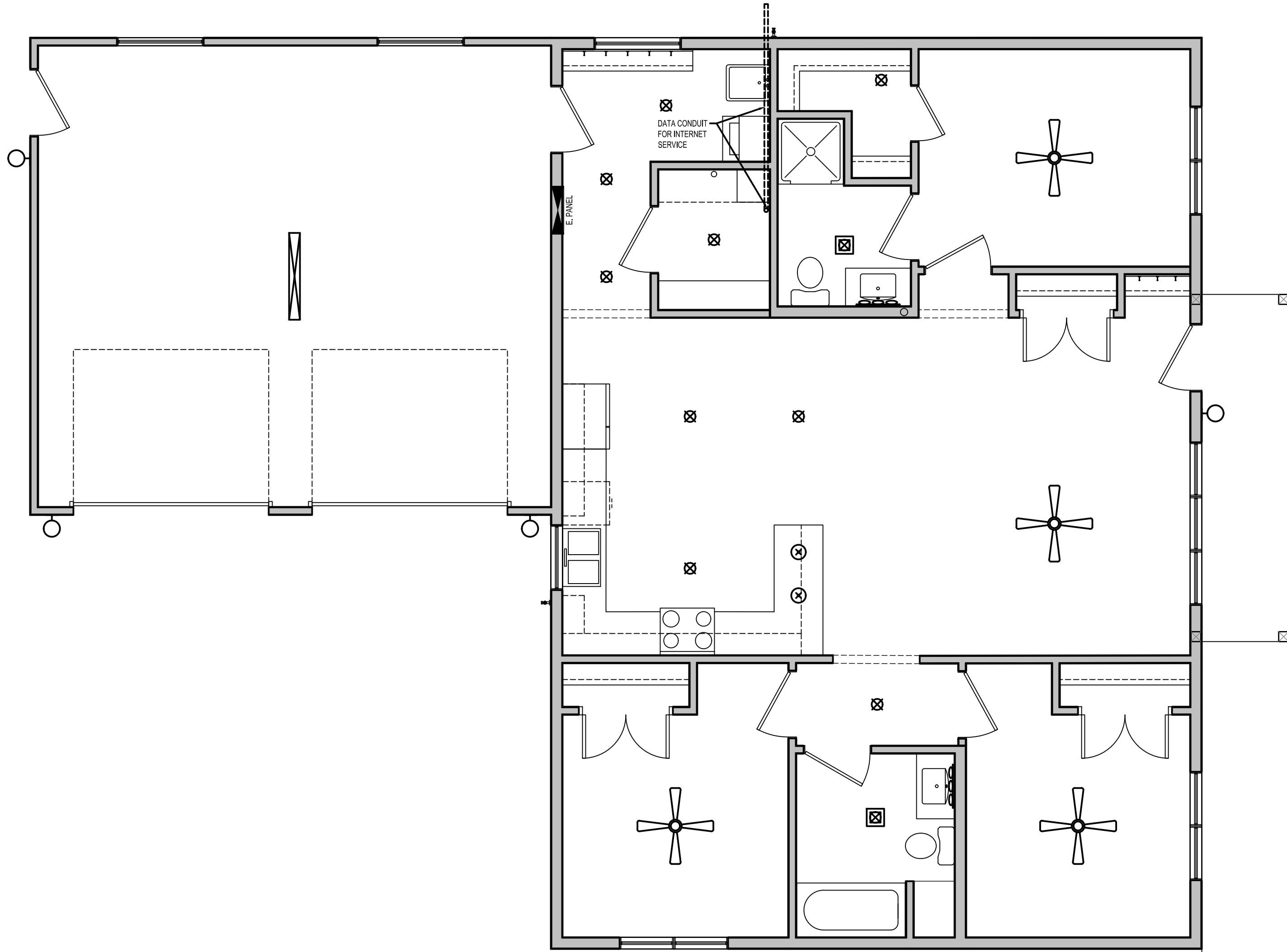
**E1.1**

**ELECTRICAL NOTES:**

HARDWIRE CARBON MONOXIDE (CO) DETECTORS
- LOCATE ONE PER SLEEPING ROOM
- LOCATE ONE 10' OUTSIDE SLEEPING ROOMS
- ALL LIGHT FIXTURES TO BE LED.

**LIGHT FIXTURE TYPES + ALLOWANCES:**

☒	CANLESS RECESSED LIGHT - \$50/FIXTURE ALLOWANCE
☒	BATHROOM VENT W/ LIGHT - \$150/FIXTURE ALLOWANCE
⊙	PENDANT LIGHT - \$100/FIXTURE ALLOWANCE
⊕	UP/DOWN CYLINDER LIGHT - \$150/FIXTURE ALLOWANCE
⊖	BATHROOM VANITY LIGHT - \$175/FIXTURE ALLOWANCE
☐	CEILING FAN WITH LIGHT - \$350/FIXTURE ALLOWANCE
▬	SURFACE MOUNTED STRIP LIGHT - \$100/FIXTURE ALLOWANCE



1 ELECTRICAL PLAN  
1/4" = 1'-0"





# HRA HOUSING DEVELOPMENT

## 3 BED NORTH LOTS

### GRAND RAPIDS, MN

#### Design Team

##### Owner

Itasca County Housing  
Redevelopment (ICHRA)  
1115 NW 4th St.  
Grand Rapids, MN 55744  
Phone: (218) 326-7978  
Fax: 218-326-8031

Contact: Isaac Meyer  
E-mail: isaac@itascacountyhra.org

##### Architect

Hawk Construction Inc.  
1833 Highway 2 West  
Grand Rapids, MN 55744  
Phone: 218-327-0069  
Fax: 218-327-1642

Contact: Cameron Persons  
Dan Fillbrandt

E-mail: cameron@hawkconstructioninc.com  
dan@hawkconstructioninc.com

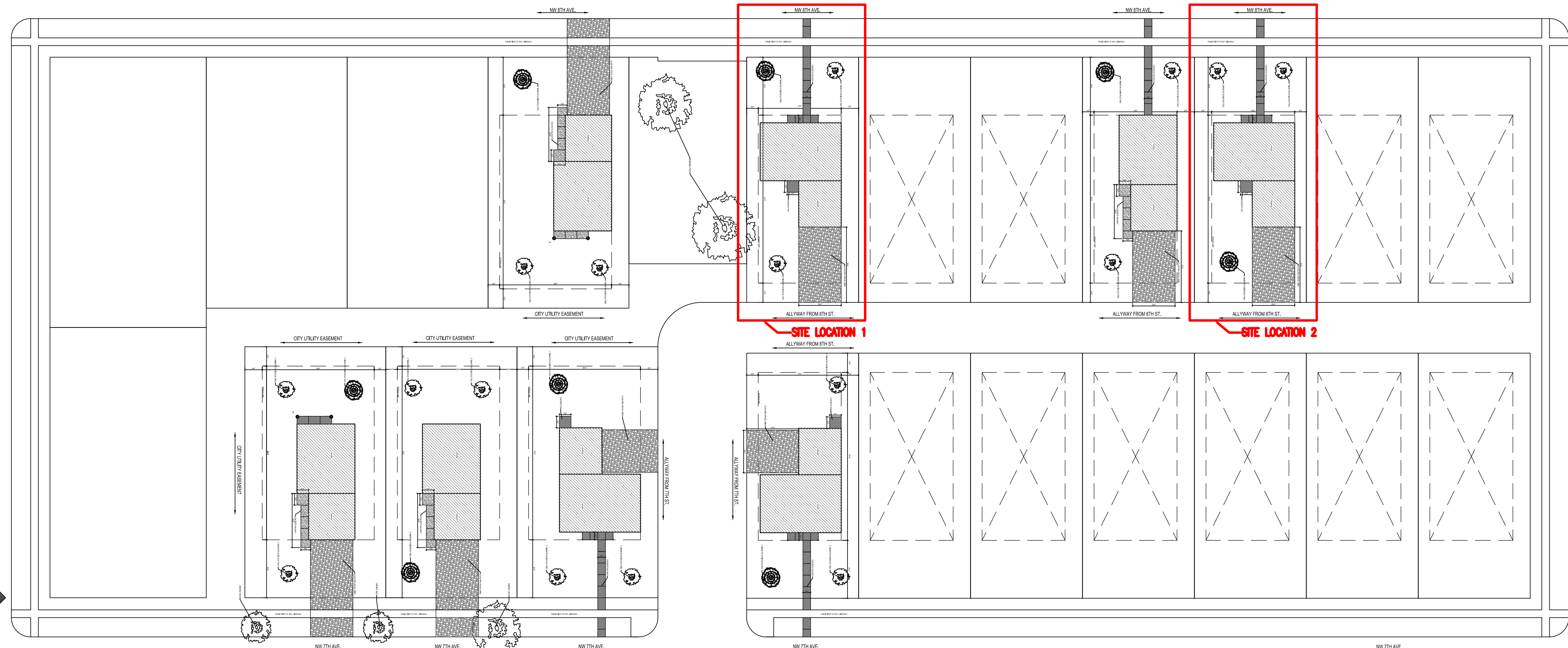
#### Sheet Index

##### Architectural

- A1.1 TITLE SHEET
- A1.2 SITE PLAN LOCATION 1
- A1.3 SITE PLAN LOCATION 2
- A2.1 FLOOR PLAN
- A2.2 FOUNDATION PLAN
- A5.1 ELEVATIONS
- A6.1 BUILDING SECTIONS
- A6.2 WALL SECTIONS
- E1.1 ELECTRICAL PLAN

HAWK Construction, Inc. expressly reserves its common law copyright and other property rights in these plans. These plans are not to be reproduced, changed, or copied in any form or manner whatsoever, nor are they to be assigned to a third party without first obtaining the written permission and consent of HAWK Construction, Inc. In the event of unauthorized reuse of these plans by a third party, the third party shall hold HAWK Construction, Inc. harmless.

1 OVERALL SITE  
1/32" = 1'-0"



833 West Hwy. 2 | Grand Rapids, MN 55744 | 218.327.0069

HRA HOUSING DEVELOPMENT

Grand Rapids, Minnesota

project no: 24-0000

THESE PLANS ARE PREPARED BY A DESIGNER WHO IS NOT A PROFESSIONAL ARCHITECT OR ENGINEER, AND EXPRESSLY DISCLAIMS ANY LIABILITY WHATSOEVER FOR ERRORS OR OMISSIONS OF ANY KIND WHICH MAY BE ON THESE PLANS. THE USER OF THESE PLANS ASSUMES ALL RESPONSIBILITY FOR THEIR ACCURACY, AND ALL GOVERNING CODES, ORDINANCES, AND REGULATIONS SHALL APPLY TO THE SITE OF CONSTRUCTION. ANY AND ALL VARIATIONS, MODIFICATIONS, OR CHANGES TO THE PLANS SHALL BE THE RESPONSIBILITY OF THE USER OF THESE PLANS. THE USER OF THESE PLANS SHALL BE RESPONSIBLE FOR OBTAINING ALL NECESSARY PERMITS AND APPROVALS FROM THE LOCAL GOVERNMENT AND FOR THE SELECTION OF MATERIALS AND APPLICATION OF ARCHITECTURAL PRINCIPLES IS A PRECISE ART. THE RESPONSIBILITY FOR WHICH RESTS WITH THE BUILDER, THE OWNER, OR THE USER OF THESE PLANS.

##### revisions:

FINAL CD'S	date:
	2/3/25

drawn by: ---

designed by: ---

checked by: ---

date: ---

sheet

title

TITLE SHEET - NORTH

sheet number

A1.1



**HRA HOUSING DEVELOPMENT**  
Grand Rapids, Minnesota

project no: 24-0000

THESE PLANS ARE PREPARED BY A DESIGNER WHOM IS NOT A PROFESSIONAL ARCHITECT OR ENGINEER, AND EXPRESSLY DISCLAIMS ANY LIABILITY WHATSOEVER FOR ERRORS OR OMISSIONS OF ANY KIND WHICH MAY BE ON THESE PLANS. THE USER OF THESE PLANS ASSUMES ALL RESPONSIBILITY FOR THEIR ACCURACY, AND ALL GOVERNING CODES, ORDINANCES, AND REGULATIONS APPLY TO THE SITE OF CONSTRUCTION. HAWK CONSTRUCTION, INC. MAKES NO WARRANTY OF ANY KIND, INCLUDING ANY WARRANTIES NECESSARY TO MEET ACTUAL SITE CONDITIONS, THE SELECTION OF CORRECT STRUCTURAL MATERIALS AND APPLICATION OF ARCHITECTURAL PRINCIPLES IS A PRECISE ART. THE RESPONSIBILITY FOR WHICH RESTS WITH THE BUILDER, THE OWNER, OR THE USER OF THESE PLANS.

revisions:

	date:
FINAL CD'S	2/3/25

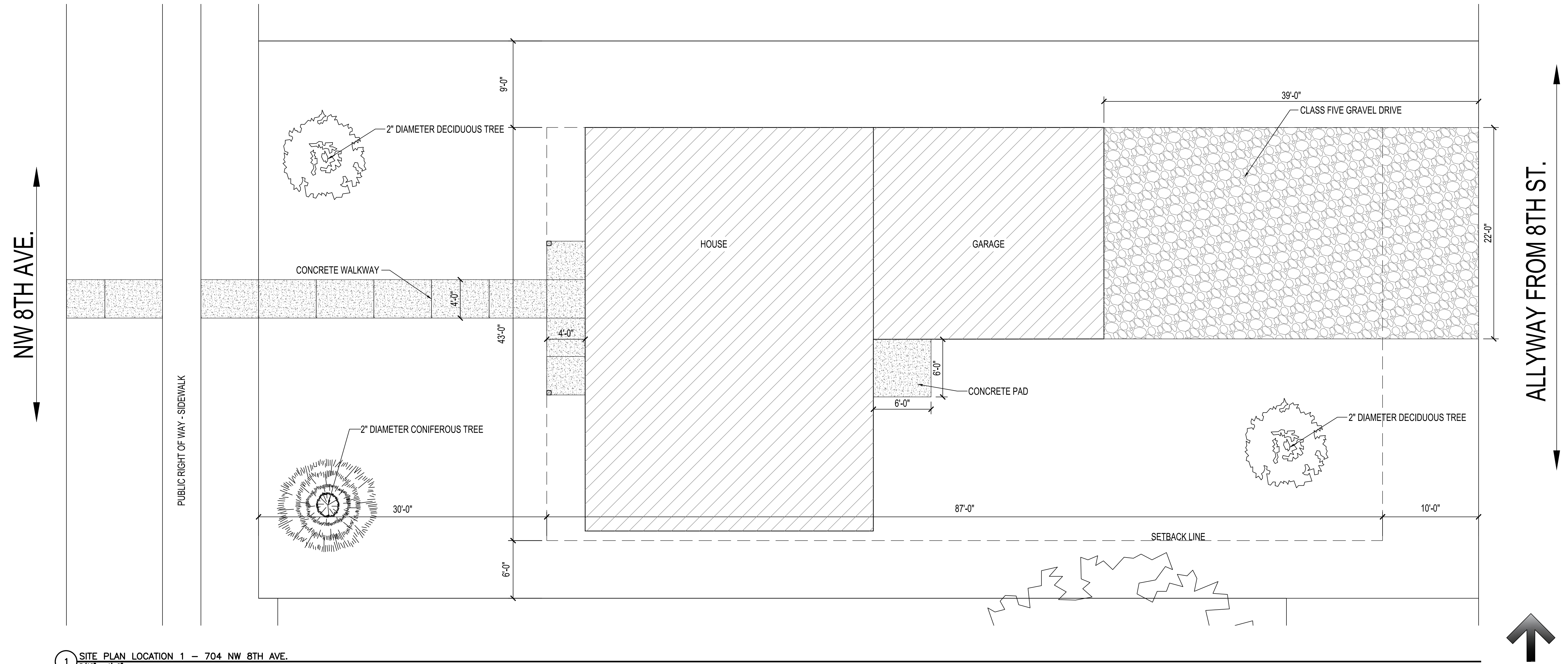
drawn by: ---  
designed by: ---  
checked by: ---  
date: ---

Sheet Title

**SITE PLAN LOCATION 1 (North)**

sheet number

**A1.2**



1 SITE PLAN LOCATION 1 - 704 NW 8TH AVE.  
3/16" = 1'-0"



**HRA HOUSING  
DEVELOPMENT**  
Grand Rapids, Minnesota

project no: 24-0000

THESE PLANS ARE PREPARED BY A DESIGNER WHO IS NOT A PROFESSIONAL ARCHITECT OR ENGINEER, AND EXPRESSLY DISCLAIMS ANY LIABILITY WHATSOEVER FOR ERRORS OR OMISSIONS OF ANY KIND WHICH MAY BE ON THESE PLANS. THE USER OF THESE PLANS ASSUMES ALL RESPONSIBILITY FOR THEIR ACCURACY, AND ALL GOVERNING CODES, ORDINANCES, AND REGULATIONS APPLY TO THE SITE OF CONSTRUCTION. THE USER OF THESE PLANS IS RESPONSIBLE FOR OBTAINING ALL NECESSARY PERMITS AND APPROVALS FROM THE APPROPRIATE AGENCIES TO MEET ACTUAL SITE CONDITIONS. THE SELECTION OF CORRECT STRUCTURAL MATERIALS AND APPLICATION OF ARCHITECTURAL PRINCIPLES IS A PRECISE ART. THE RESPONSIBILITY FOR WHICH RESTS WITH THE BUILDER, THE OWNER, OR THE USER OF THESE PLANS.

revisions:

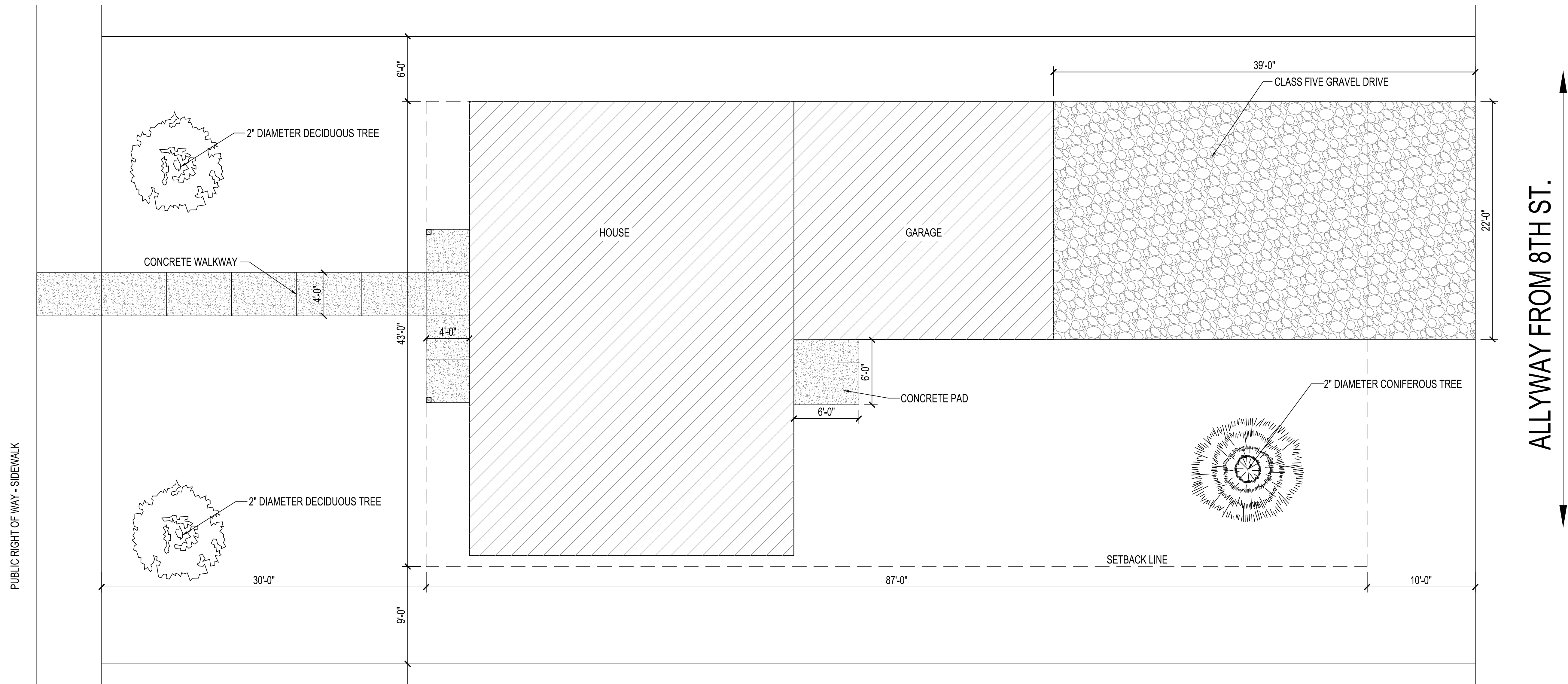
FINAL CD'S	date:
	2/3/25

drawn by: ---  
designed by: ---  
checked by: ---  
date: ---

Sheet  
title  
**SITE PLAN  
LOCATION  
2 (North)**

sheet  
number

**A1.3**



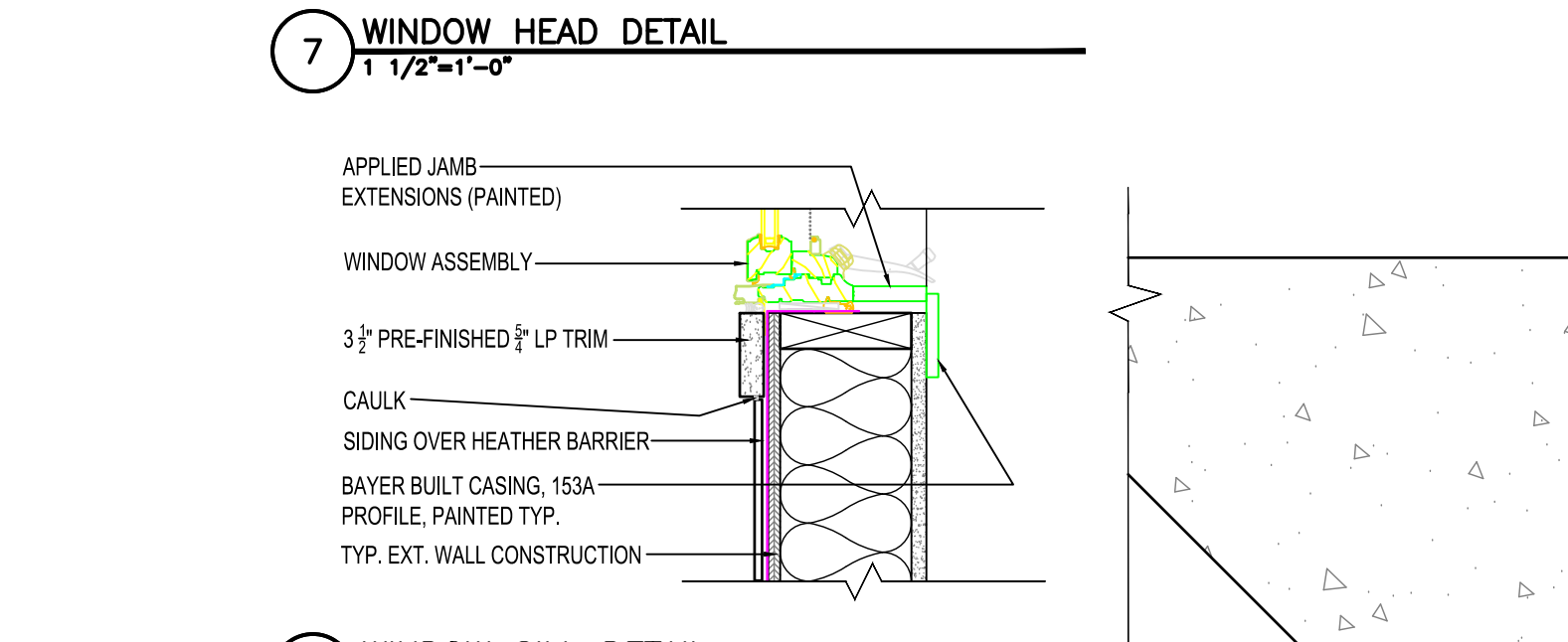
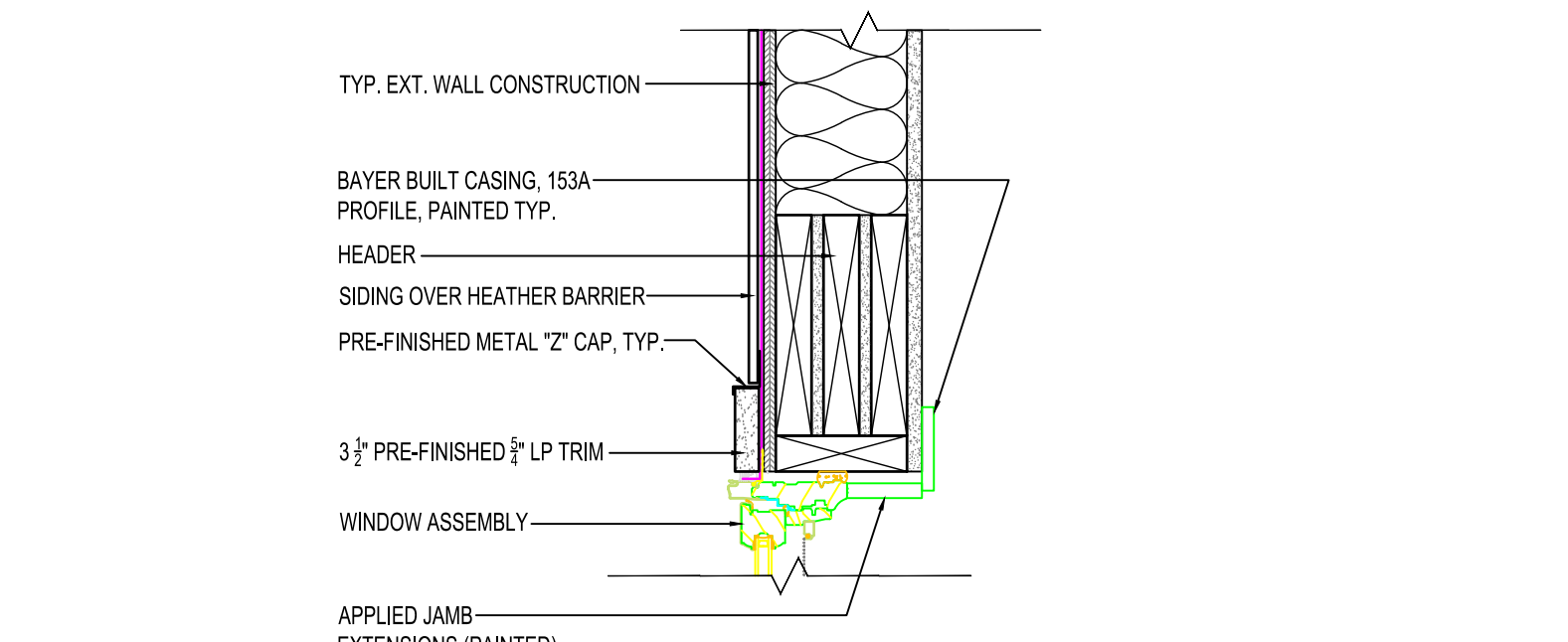
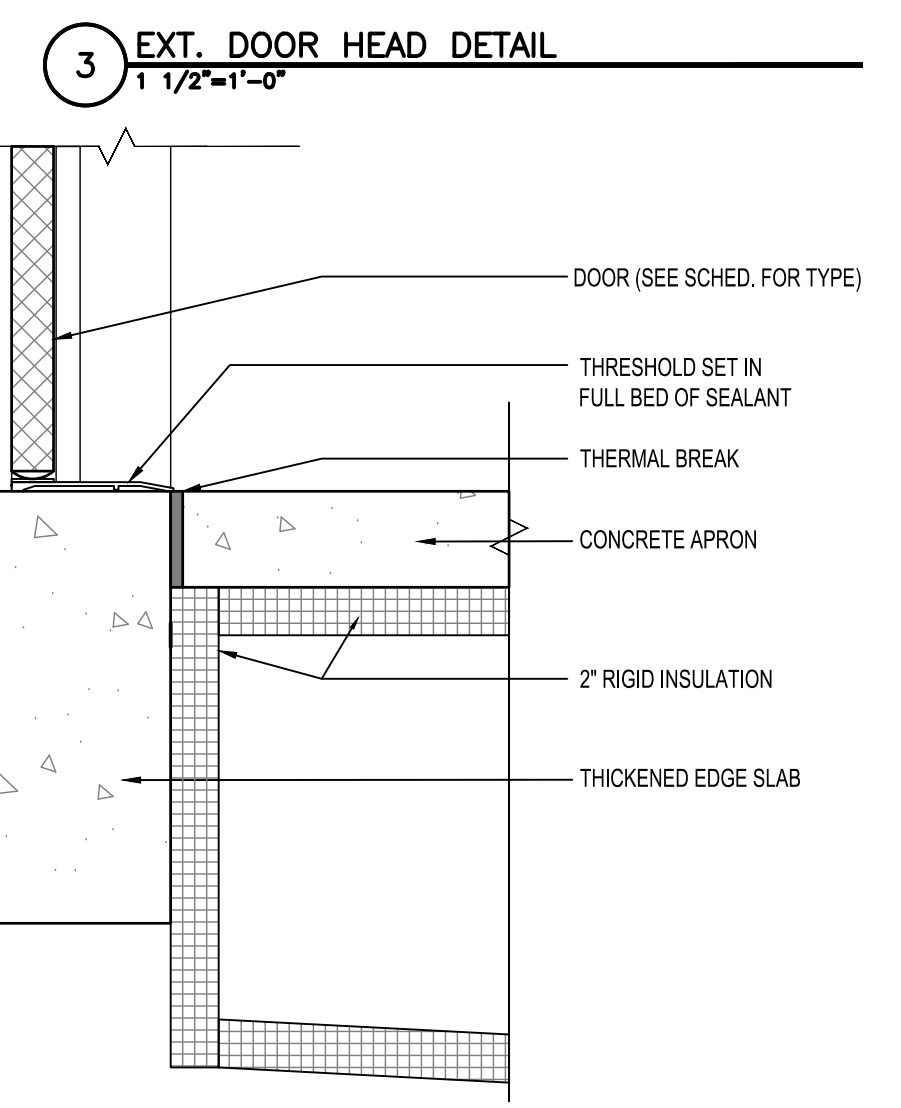
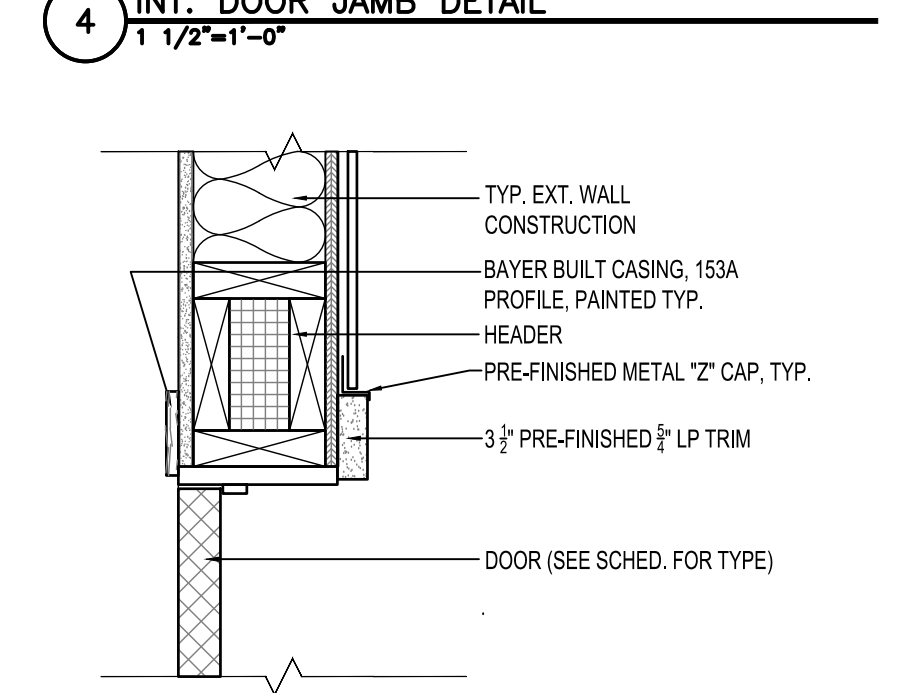
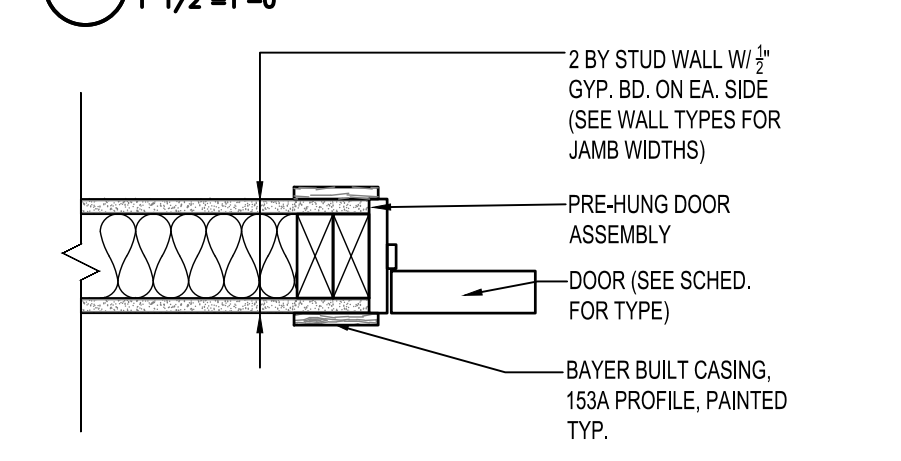
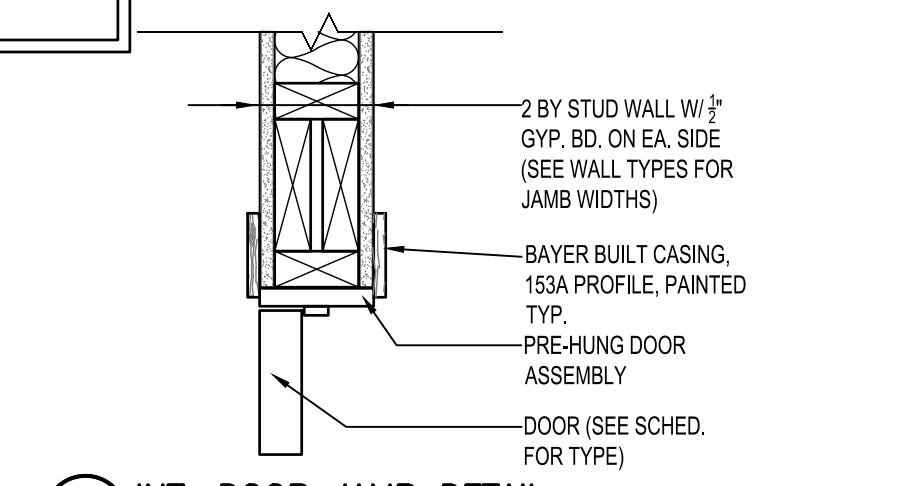
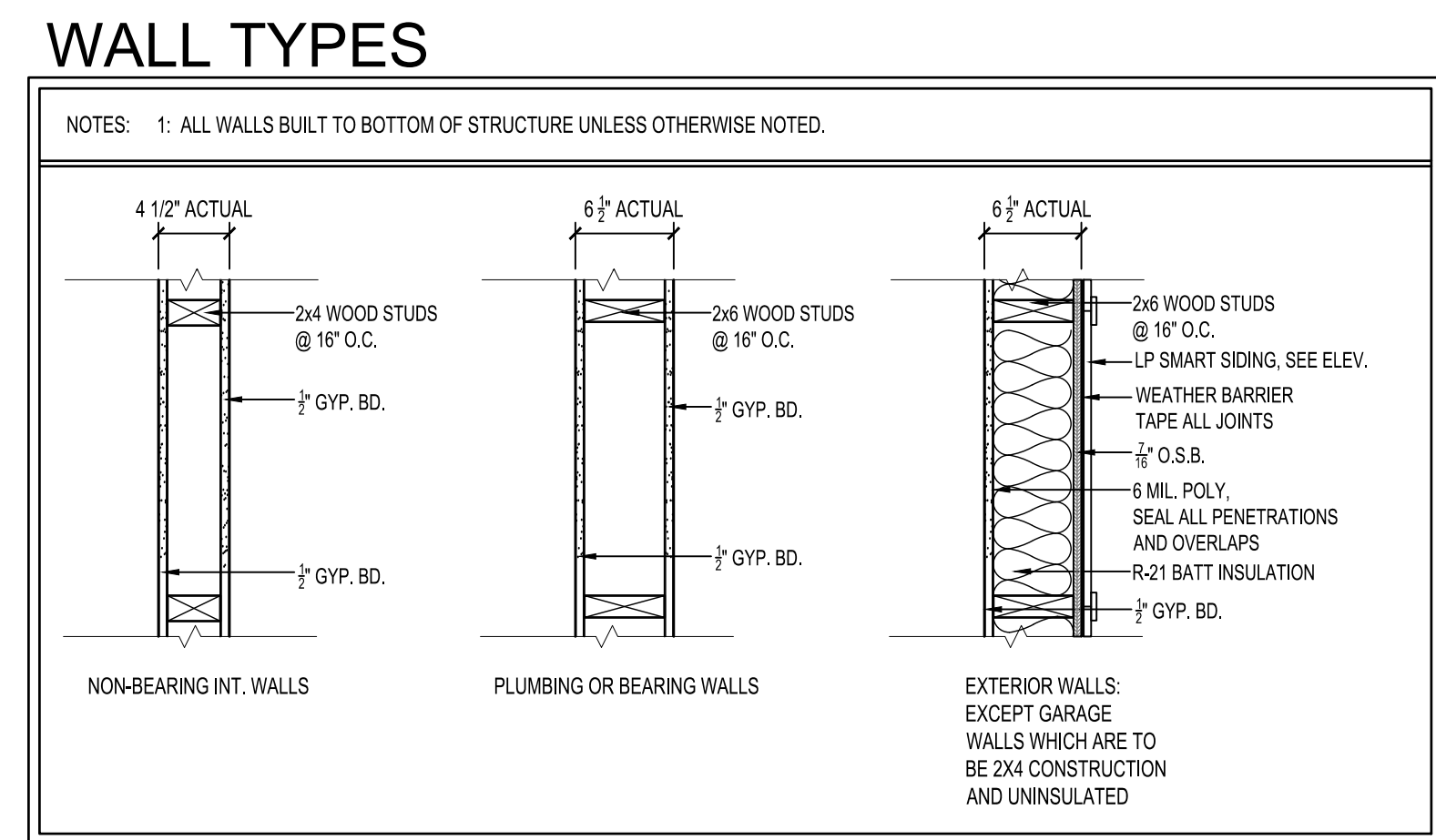
ALLYWAY FROM 8TH ST.

1 SITE PLAN LOCATION 2 - 724 NW 8TH AVE.  
3/16" = 1'-0"



DOOR AND FRAME SCHEDULE										
NO.	DOOR			FRAME			FIRE LABEL	HDW. NO.	NOTES	
	SIZE	TYPE		TYPE	HEAD	JAMB				SILL
101A	3'-0" x 6'-8"	SD-D2	---	3/A2.1	3/A2.1 SIM.	2/A2.1	---	1	---	
101B	9'-0" x 7'-0"	OH-D1	---	---	---	---	---	---	---	
101C	9'-0" x 7'-0"	OH-D1	---	---	---	---	---	---	---	
102	3'-0" x 6'-8"	SD-D2	---	3/A2.1	3/A2.1 SIM.	2/A2.1	---	1	---	
103	3'-0" x 6'-8"	WD-D1	---	5/A2.1	4/A2.1	---	---	4	---	
106A	3'-0" x 6'-8"	WD-D1	---	5/A2.1	4/A2.1	---	---	2	---	
106B	PR 2'-0" x 6'-8"	WD-D1	---	5/A2.1	4/A2.1	---	---	5	---	
107	3'-0" x 6'-8"	WD-D1	---	5/A2.1	4/A2.1	---	---	3	---	
108A	3'-0" x 6'-8"	WD-D1	---	5/A2.1	4/A2.1	---	---	2	---	
108B	PR 2'-0" x 6'-8"	WD-D1	---	5/A2.1	4/A2.1	---	---	5	---	
109A	3'-0" x 6'-8"	SD-D1	---	3/A2.1	3/A2.1 SIM.	2/A2.1	---	1	---	
109B	PR 2'-0" x 6'-8"	WD-D1	---	5/A2.1	4/A2.1	---	---	5	---	
110	3'-0" x 6'-8"	WD-D1	---	5/A2.1	4/A2.1	---	---	2	---	
111	3'-0" x 6'-8"	WD-D1	---	5/A2.1	4/A2.1	---	---	3	---	
112	2'-6" x 6'-8"	WD-D1	---	5/A2.1	4/A2.1	---	---	4	---	

DOOR SCHEDULE NOTES				
GENERAL NOTES: ALL DOORS TO BE INSTALLED 4" FROM ADJACENT WALL UNLESS OTHERWISE DIMENSIONED.				
1. ALL LATCHSETS TO BE SCHLAGE F-SERIES OR EQUAL				
DOOR HARDWARE SCHEDULE				
HARDWARE GROUP 1: LEVER STYLE ENTRANCE LATCHSET	HARDWARE GROUP 2: LEVER STYLE BEDROOM LATCHSET	HARDWARE GROUP 3: LEVER STYLE PRIVACY LATCHSET	HARDWARE GROUP 4: LEVER STYLE PASSAGE LATCHSET	HARDWARE GROUP 5: LEVER STYLE DUMMY LATCHSETS W/ BALL & CATCH



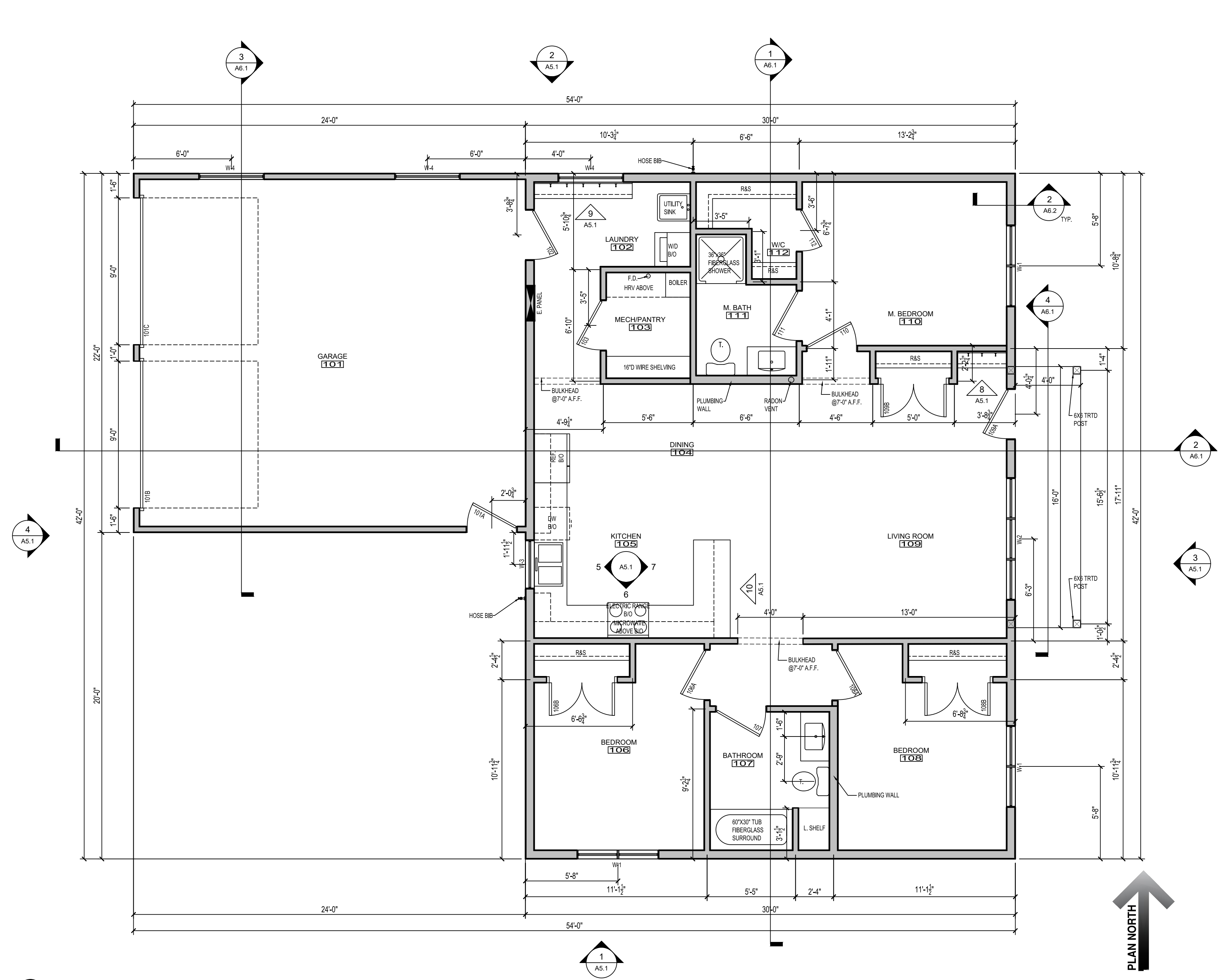
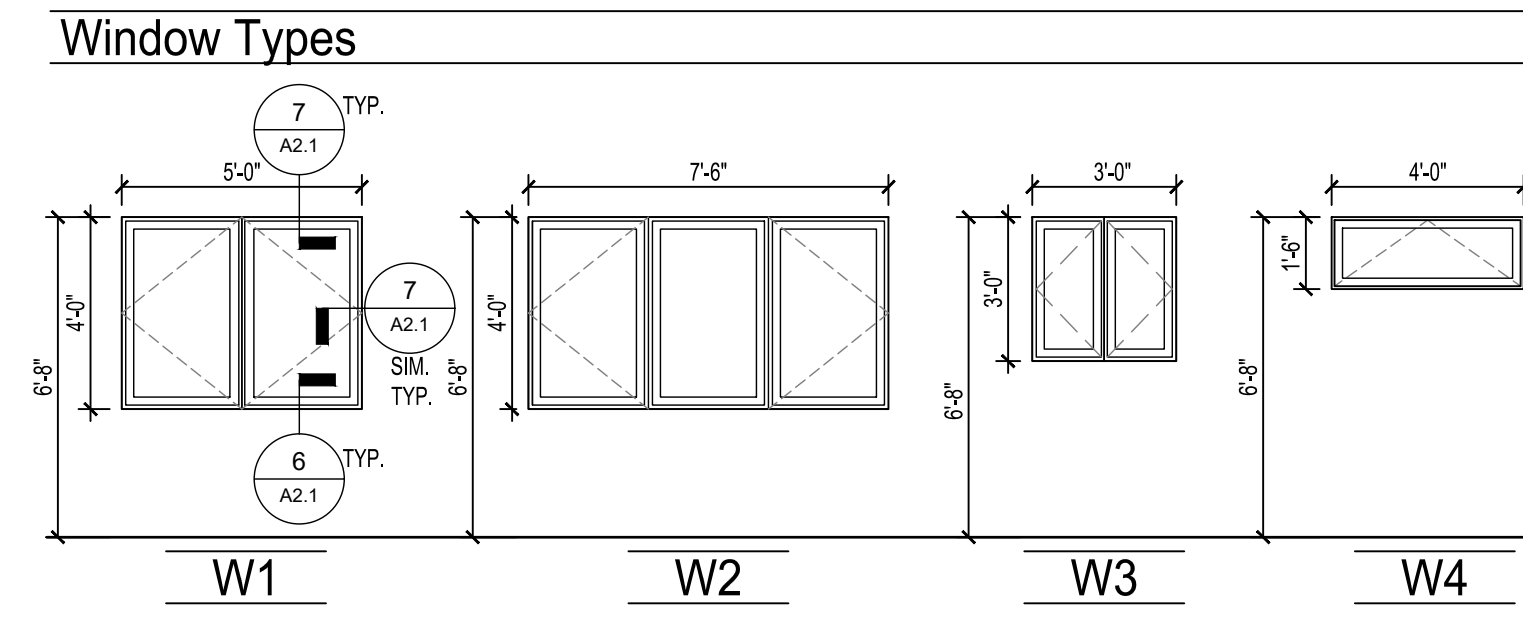
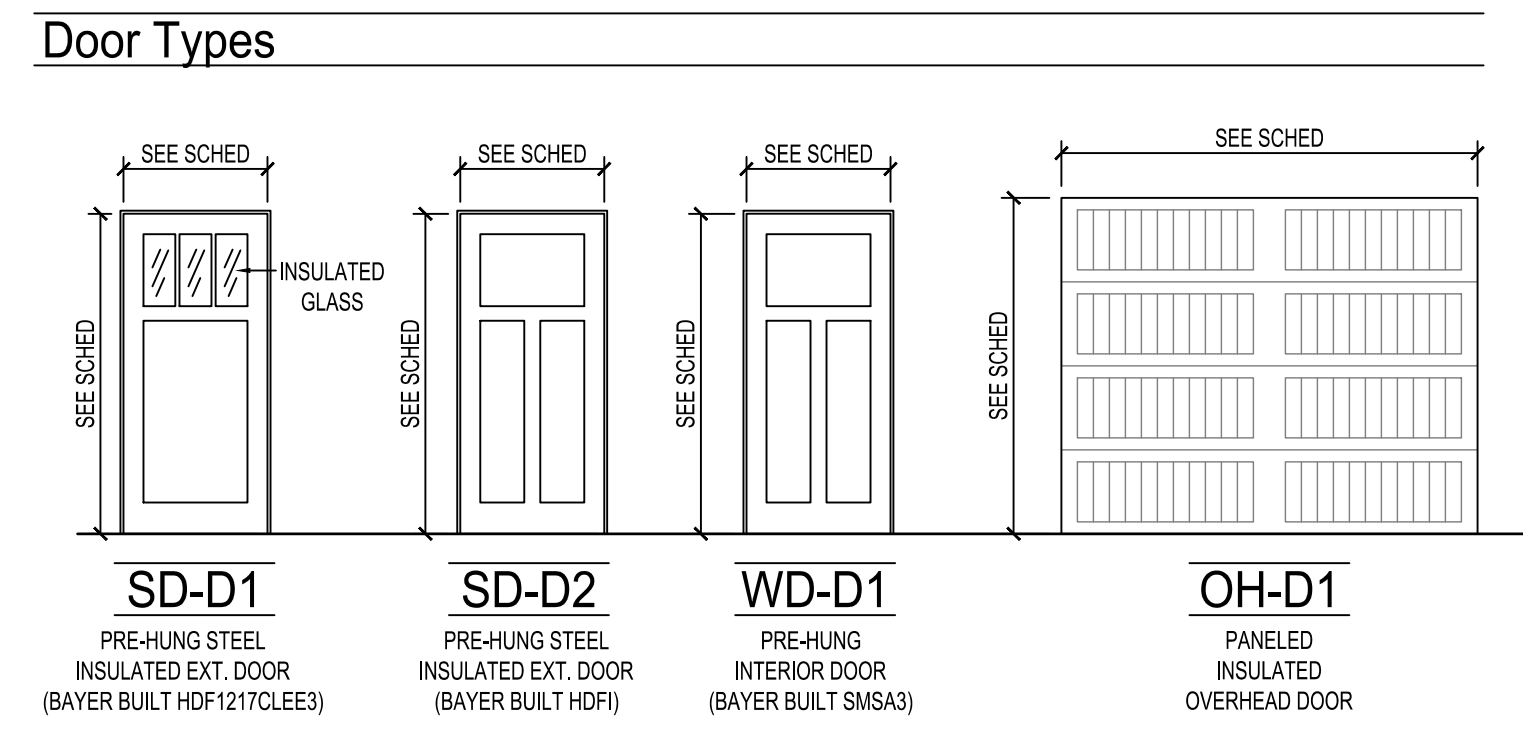
ROOM FINISH SCHEDULE													
NO.	ROOM	FLOOR	WALLS								CEILING		NOTES
			NORTH		EAST		SOUTH		WEST		MAT'L	FINISH	
101	GARAGE	CONC. SEAL	---	UNFINISHED	UNFINISHED	GB	UNFINISHED	UNFINISHED	UNFINISHED	UNFINISHED	UNFINISHED	UNFINISHED	---
102	LAUNDRY	LVP	4" WD	GB	P	GB	P	GB	P	GB	P	GB	P
103	MECH/PANTRY	LVP	4" WD	GB	P	GB	P	GB	P	GB	P	GB	P
104	DINING	LVP	4" WD	GB	P	GB	P	GB	P	GB	P	GB	P
105	KITCHEN	LVP	4" WD	GB	P	GB	P	GB	P	GB	P	GB	P
106	BEDROOM	CPT	4" WD	GB	P	GB	P	GB	P	GB	P	GB	P
107	BATHROOM	LVP	4" WD	GB	P	GB	P	GB	P	GB	P	GB	P
108	BEDROOM	CPT	4" WD	GB	P	GB	P	GB	P	GB	P	GB	P
109	LIVING ROOM	LVP	4" WD	GB	P	GB	P	GB	P	GB	P	GB	P
110	M. BEDROOM	CPT	4" WD	GB	P	GB	P	GB	P	GB	P	GB	P
111	M. BATH	LVP	4" WD	GB	P	GB	P	GB	P	GB	P	GB	P
112	W/C	CPT	4" WD	GB	P	GB	P	GB	P	GB	P	GB	P

### ROOM FINISH SCHEDULE ABBREVIATIONS

ACT	ACOUSTICAL CEILING TILE	EXP	EXPOSED STRUCTURE	PLY	PLYWOOD	S.C.P.	SKIM COAT PLASTER
BRK	BRICK	FRP	FIBERGLASS REINFORCED PANEL	Q.T.	QUARRY TILE	ST	STAIN & VARNISH
CMU	CONCRETE MASONRY UNIT	GB	GYP. BOARD	RB	RUBBER BASE	STL	STEEL
CONC.	CONCRETE	GMU	GLAZED CONC. MASONRY UNIT	R.C.P.	REFLECTED CEILING PLAN	VCT	VINYL COMPOSITE TILE
CPT	CARPET	GRT	STAINLESS STEEL GRATING	SEAL	SEAL EXPOSED CONC., SEE SPEC.	VWC	VINYL WALL COVERING
C.T.	CERAMIC TILE	LVP	LUXURY VINYL PLANK	S.V.	SHEET VINYL	WD	WOOD
EX	EXISTING	MTL	METAL LINEAR CEILING				
EP	EPOXY PAINT	P	PAINT				
		PCC	PRE-CAST CONCRETE PANEL				

### ROOM FINISH SCHEDULE NOTES

1. ALL FINAL FINISH COLOR SELECTIONS TO BE REVIEWED AND APPROVED BY OWNER.  
2. 4" WOOD BASE TO BE PAINTED BAYER BUILT WOOD BASE PROFILE 239A.



HAWK Construction, Inc. expressly reserves its common law copyright and other property rights in these plans. These plans are not to be reproduced, changed, or copied in any form or manner whatsoever, nor are they to be assigned to a third party without first obtaining the written permission and consent of HAWK Construction, Inc. In the event of unauthorized reuse of these plans by a third party, the third party shall hold HAWK Construction, Inc. harmless.

COPYRIGHT 2025 HAWK Construction, Inc.



HRA HOUSING DEVELOPMENT  
Grand Rapids, Minnesota

project no: 24-0000

THESE PLANS ARE PREPARED BY A DESIGNER WHO IS NOT A PROFESSIONAL ARCHITECT OR ENGINEER, AND EXPRESSLY DISCLAIMS ANY LIABILITY WHATSOEVER FOR ERRORS OR OMISSIONS OF ANY KIND WHICH MAY BE ON THESE PLANS. THE USER OF THESE PLANS ASSUMES ALL RESPONSIBILITY FOR THEIR ACCURACY, AND ALL GOVERNING LOCAL, STATE, AND FEDERAL REGULATIONS, AND ANY REQUIREMENTS OF CONSTRUCTION AND CONTRACTING, ANY NOTATIONS HEREIN TO MEET ACTUAL SITE CONDITIONS, THE SELECTION OF CORRECT STRUCTURAL MATERIALS AND APPLICATION OF ARCHITECTURAL PRINCIPLES IS A PRECISE ART. THE RESPONSIBILITY FOR WHICH RESTS WITH THE BUILDER, THE OWNER, OR THE USER OF THESE PLANS.

revisions:	
FINAL CD'S	date: 2/3/25

drawn by: ---  
designed by: ---  
checked by: ---  
date: ---

Sheet Title  
**FLOOR PLAN (North)**

sheet number  
**A2.1**



# HRA HOUSING DEVELOPMENT

Grand Rapids, Minnesota

project no: 24-0000

THESE PLANS ARE PREPARED BY A DESIGNER WHO IS NOT A PROFESSIONAL ARCHITECT OR ENGINEER, AND EXPRESSLY DISCLAIMS ANY LIABILITY WHATSOEVER FOR ERRORS OR OMISSIONS OF ANY KIND WHICH MAY BE ON THESE PLANS. THE USER OF THESE PLANS ASSUMES ALL RESPONSIBILITY FOR THEIR ACCURACY, AND ALL GOVERNING CODES, ORDINANCES, AND REGULATIONS. THE USER OF THESE PLANS OF CONSTRUCTION AND DETERMINING ANY MODIFICATIONS NECESSARY TO MEET ACTUAL SITE CONDITIONS, THE SELECTION OF CORRECT STRUCTURAL MATERIALS AND APPLICATION OF ARCHITECTURAL PRINCIPLES IS A PRECISE ART. THE RESPONSIBILITY FOR WHICH RESTS WITH THE BUILDER, THE OWNER, OR THE USER OF THESE PLANS.

revisions:

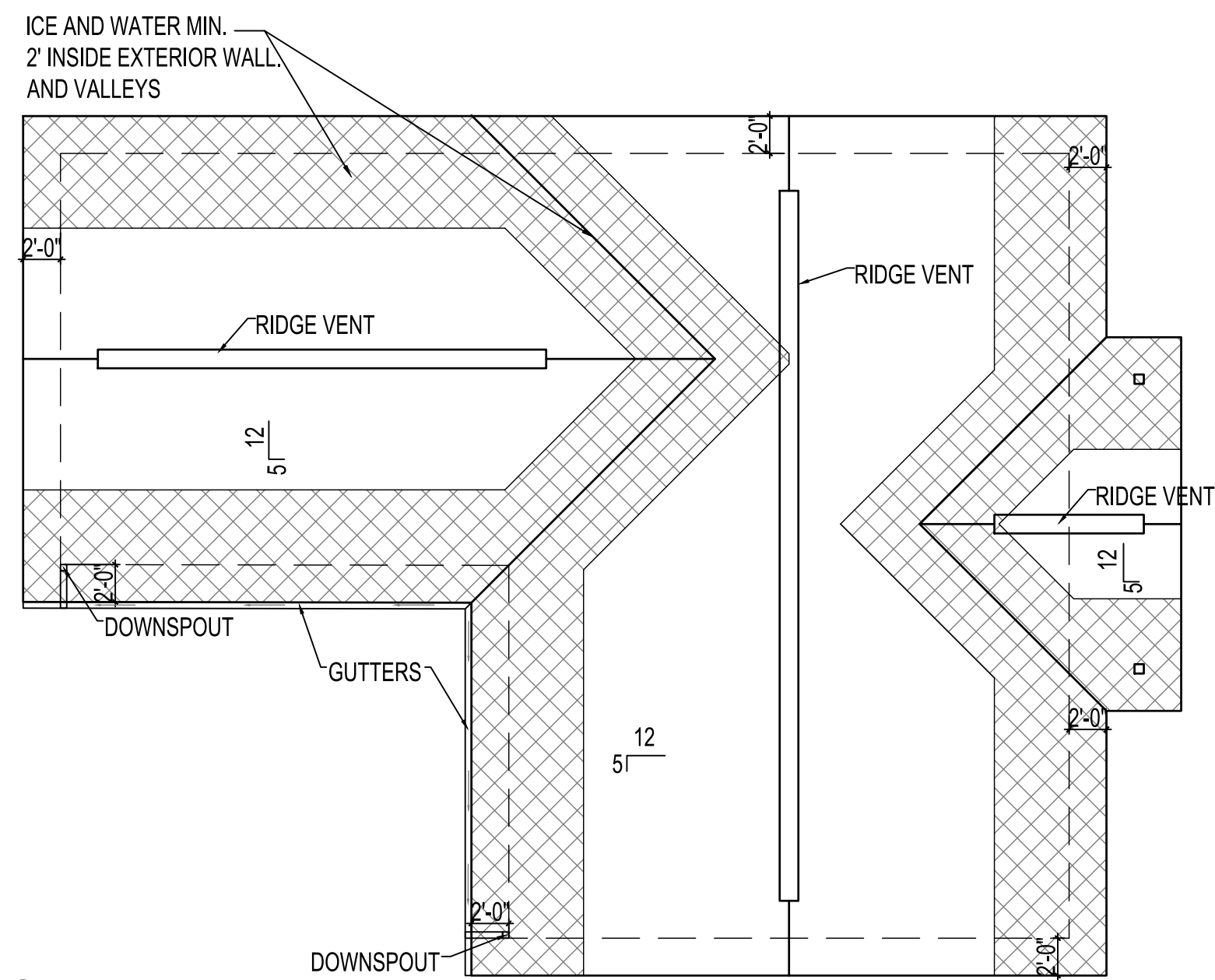
revisions:	date:
FINAL CD'S	2/3/25

sheet title

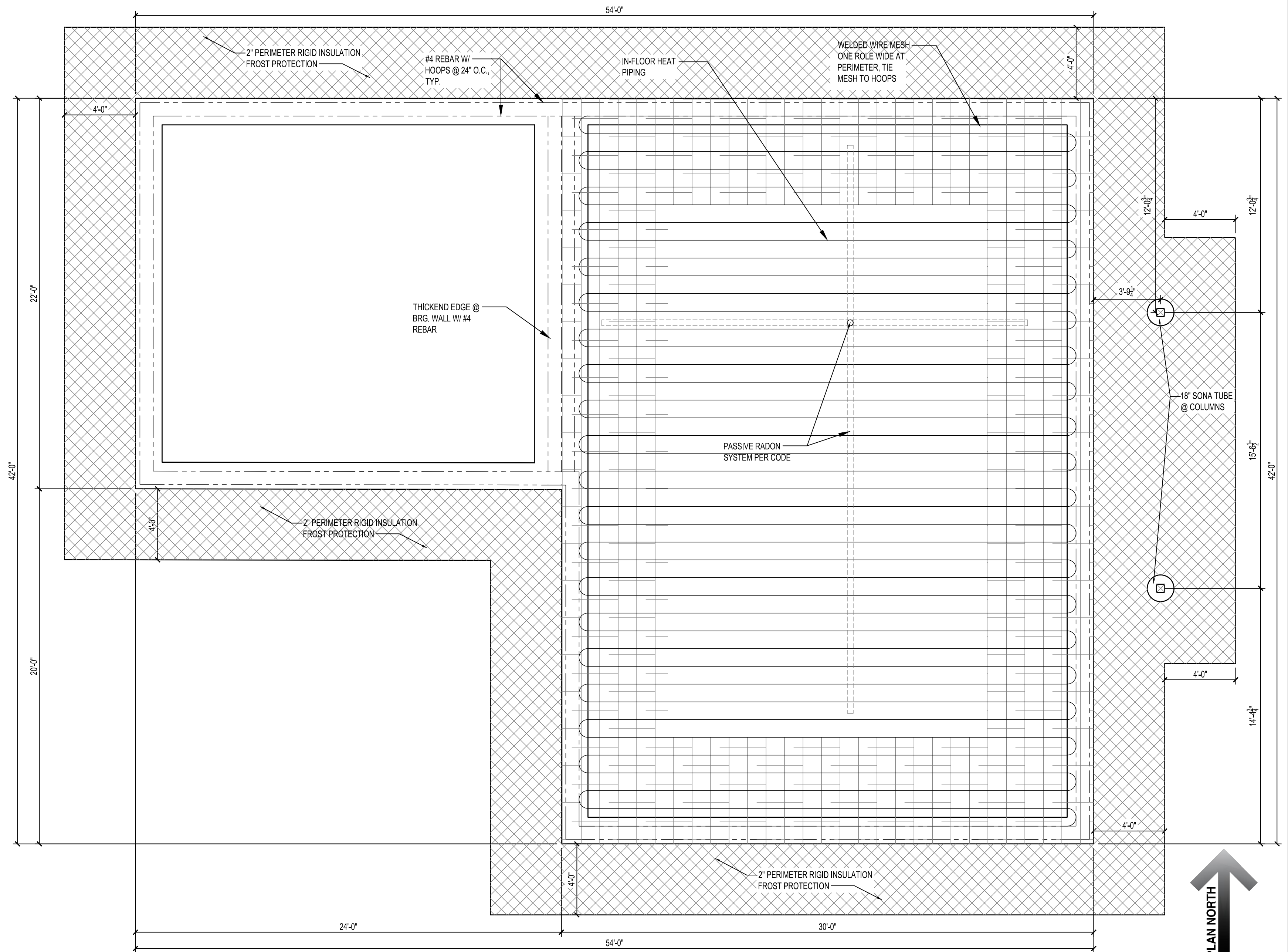
**FOUNDATION  
PLAN &  
ROOF PLAN**

sheet number

**A2.2**



2 ROOF PLAN  
1/8" = 1'-0"



1 FOUNDATION PLAN  
1/4" = 1'-0"



**HRA HOUSING  
DEVELOPMENT**  
Grand Rapids, Minnesota

project no: 24-0000

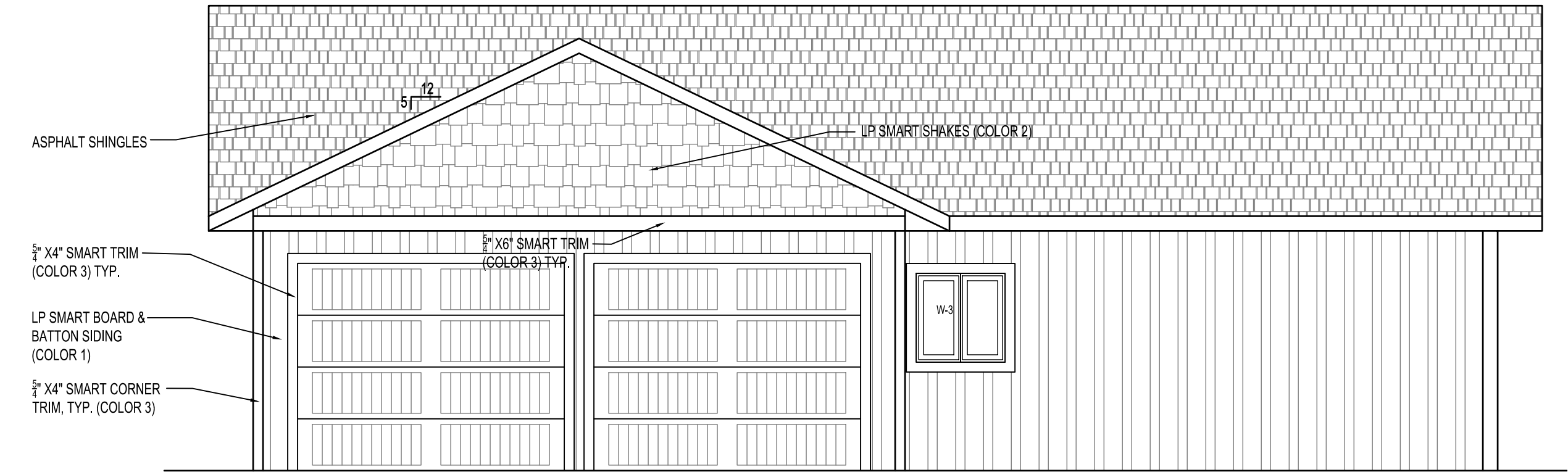
THESE PLANS ARE PREPARED BY A DESIGNER WHO IS NOT A PROFESSIONAL ARCHITECT OR ENGINEER, AND EXPRESSLY DISCLAIMS ANY LIABILITY WHATSOEVER FOR ERRORS OR OMISSIONS OF ANY KIND WHICH MAY BE ON THESE PLANS. THE USER OF THESE PLANS ASSUMES ALL RESPONSIBILITY FOR THEIR ACCURACY, AND ALL GOVERNING LOCAL, STATE, AND FEDERAL REGULATIONS, AND ALL APPLICABLE CODES OF CONSTRUCTION, AND DETERMINING ANY VIOLATIONS, NECESSARY TO MEET ACTUAL SITE CONDITIONS. THE SELECTION OF CORRECT STRUCTURAL MATERIALS AND APPLICATION OF ARCHITECTURAL PRINCIPLES IS A PRECISE ART. THE RESPONSIBILITY FOR WHICH RESTS WITH THE BUILDER, THE OWNER, OR THE USER OF THESE PLANS.

revisions:

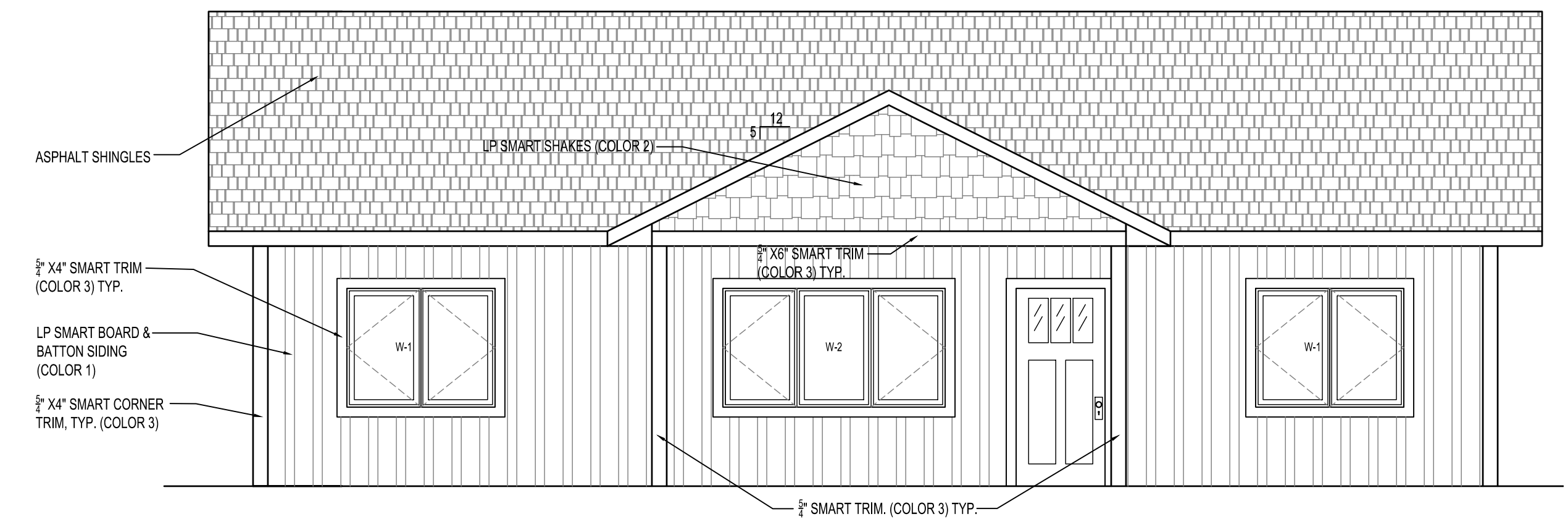
FINAL CD'S	date:
	2/3/25
drawn by: ---	
designed by: ---	
checked by:	
date:	

Sheet  
title  
**EXT.  
ELEVATIONS  
(North)**  
sheet  
number

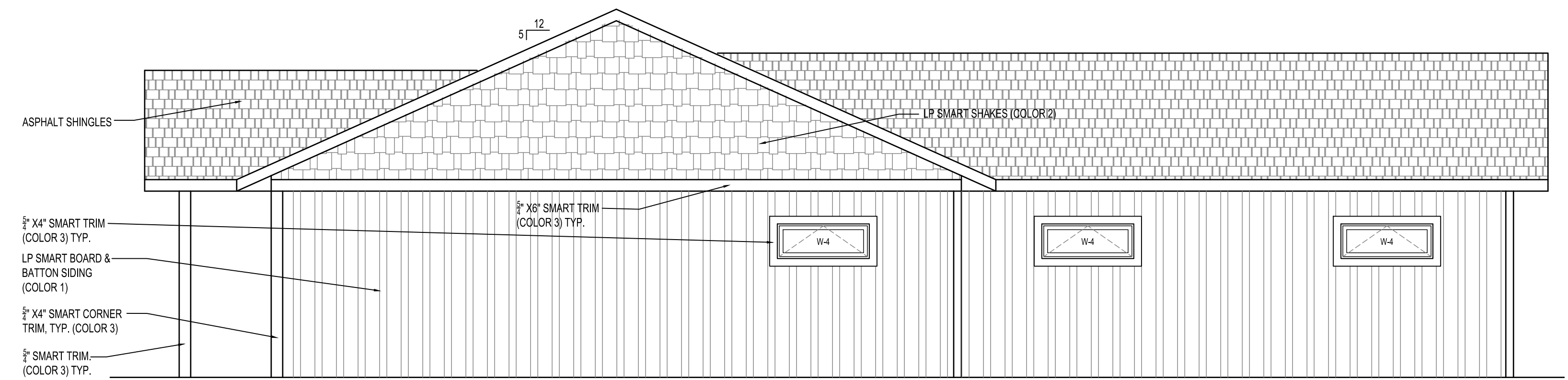
**A5.1**



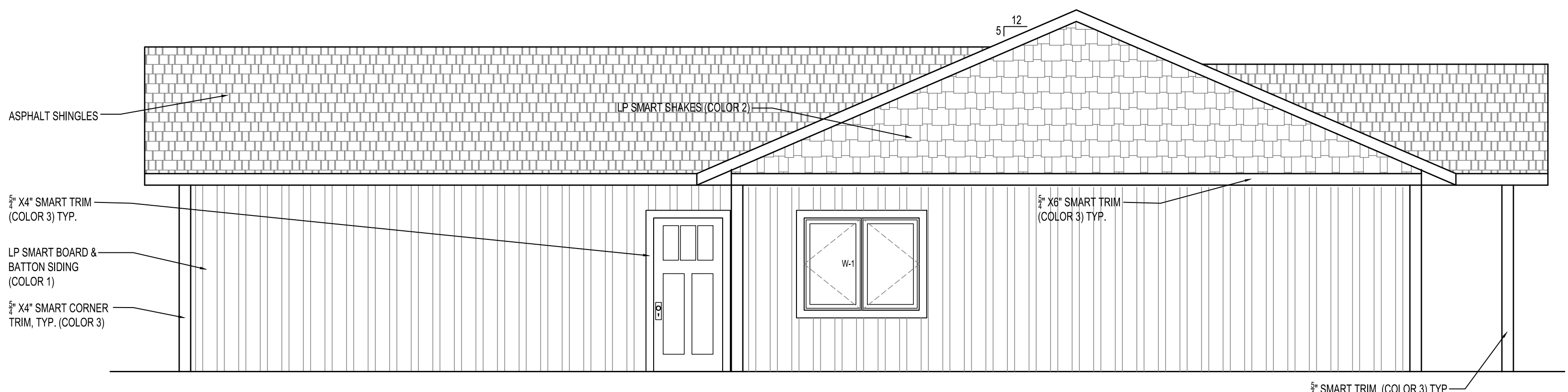
4 REAR ELEVATION  
1/4" = 1'-0"



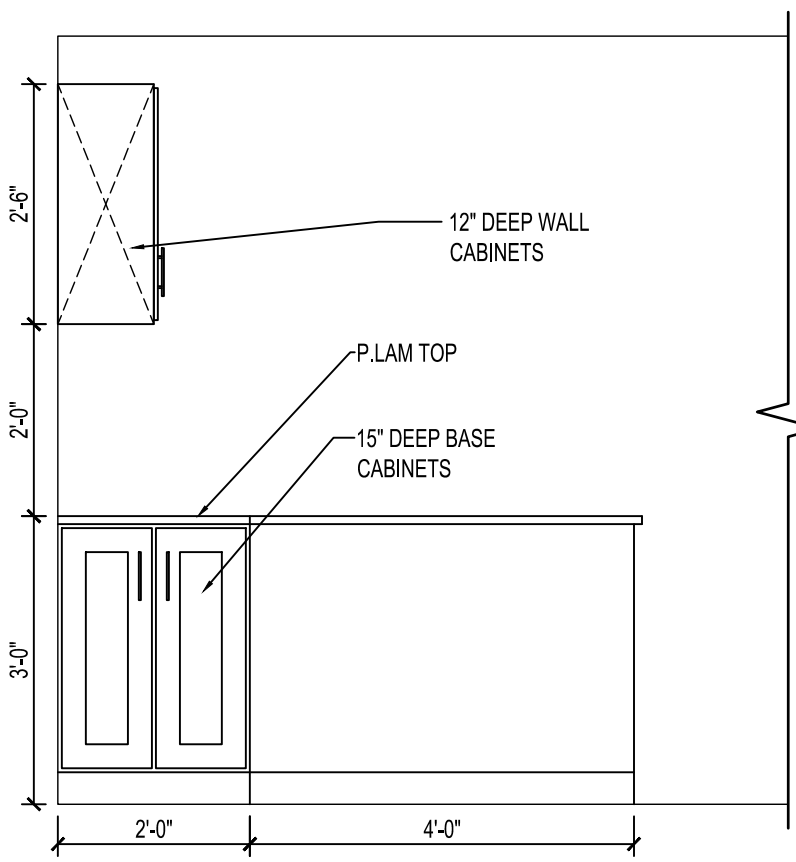
3 FRONT ELEVATION  
1/4" = 1'-0"



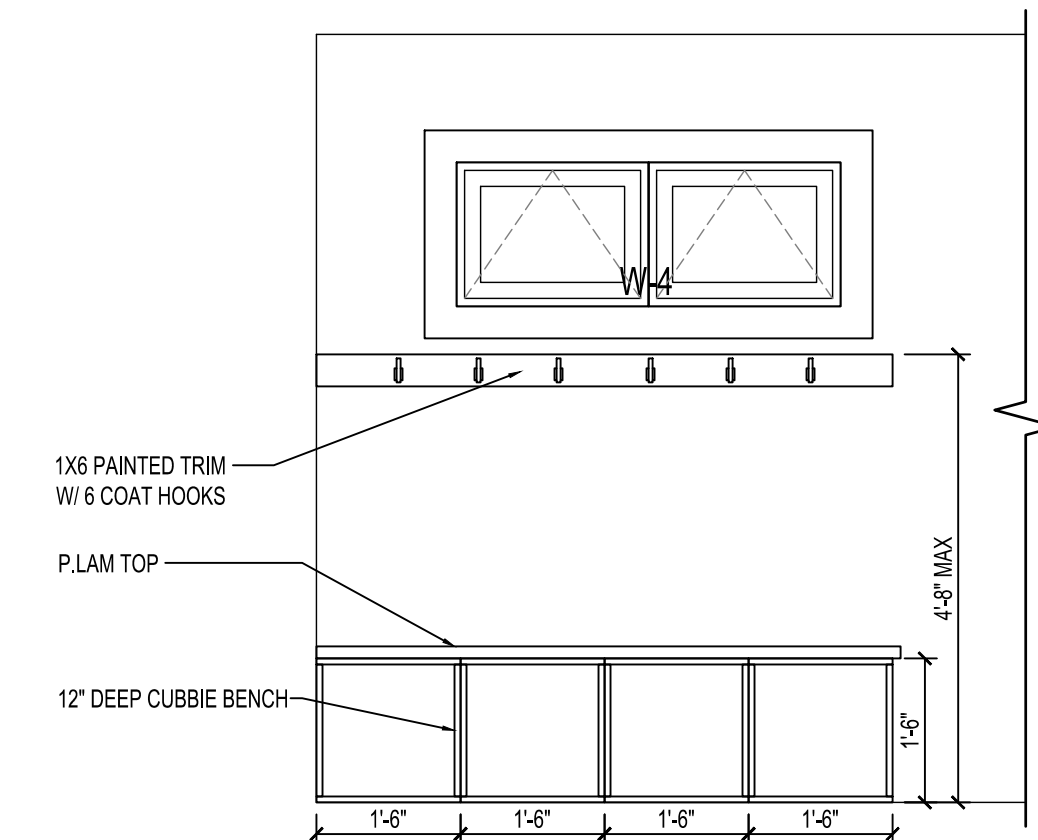
2 SIDE ELEVATION 2  
1/4" = 1'-0"



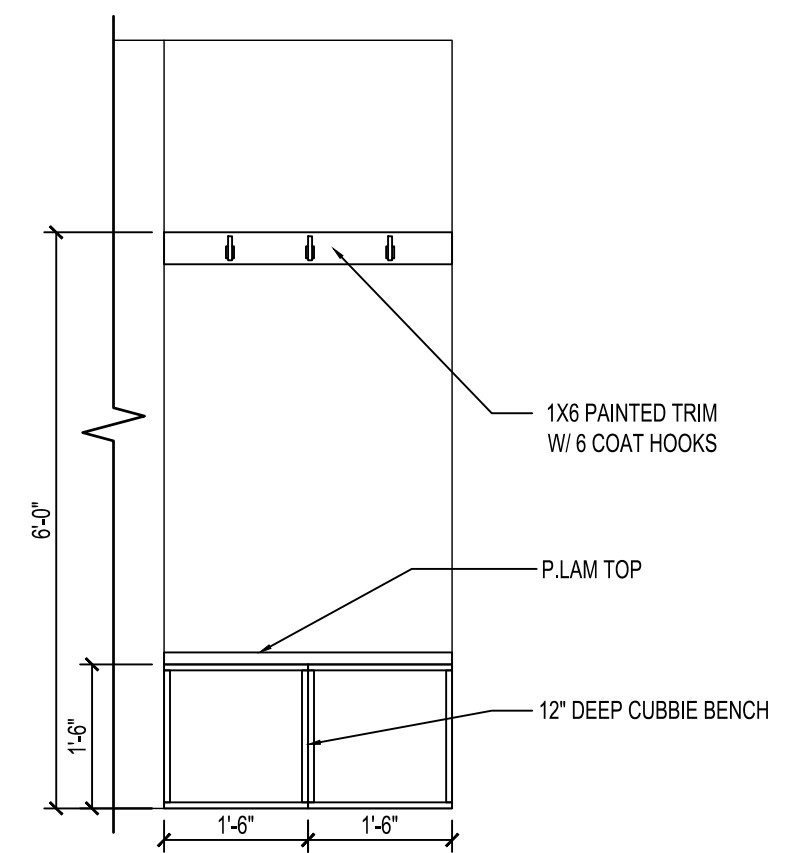
1 SIDE ELEVATION 1  
1/4" = 1'-0"



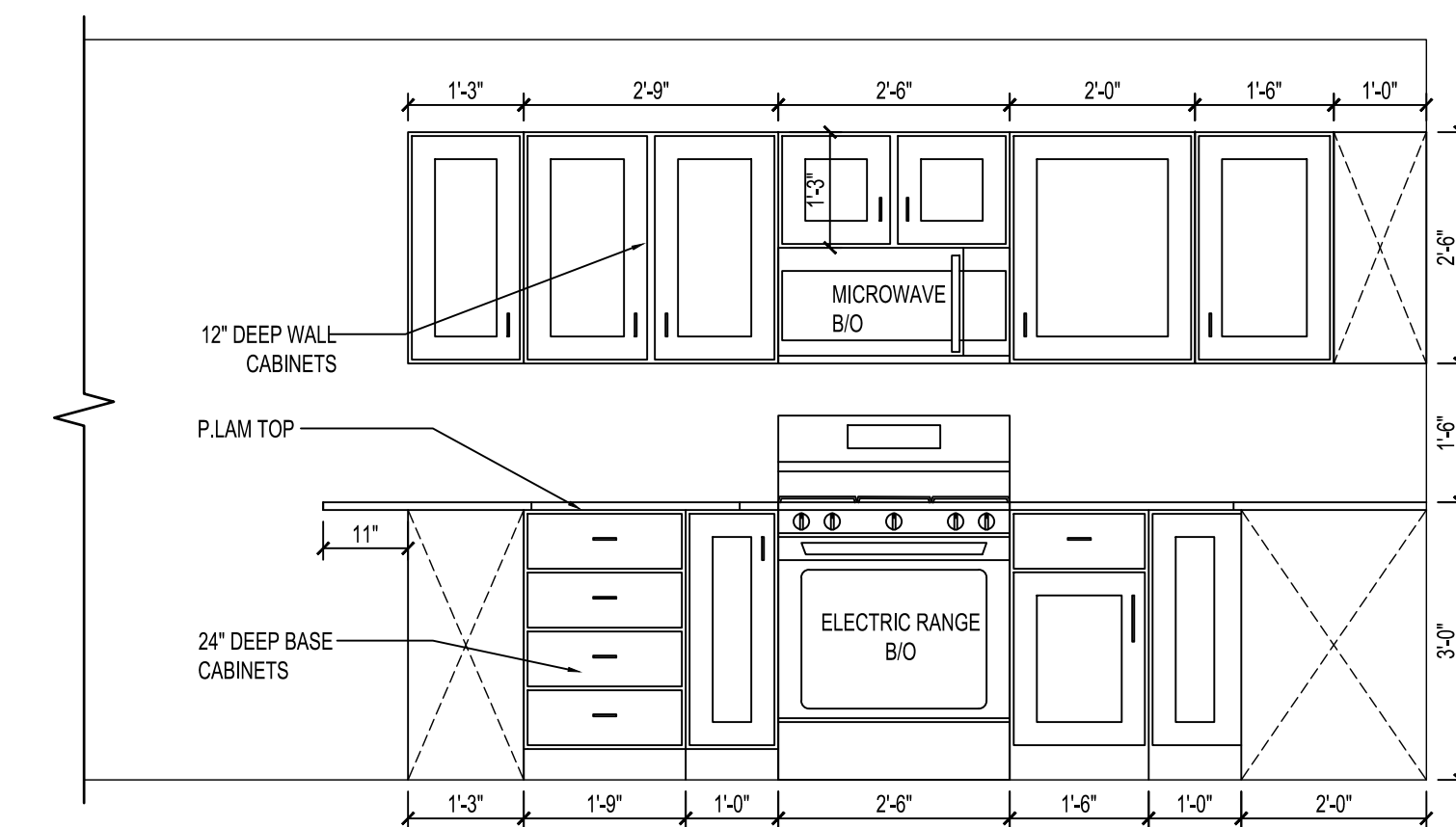
10 INT. ELEVATIONS  
1/2" = 1'-0"



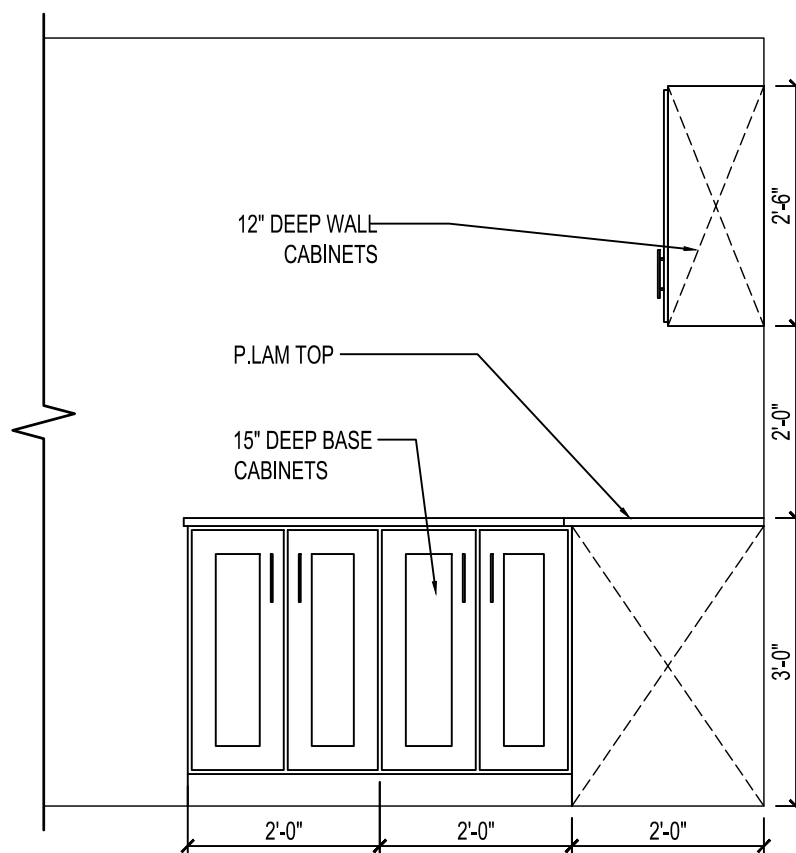
9 INT. ELEVATIONS  
1/2" = 1'-0"



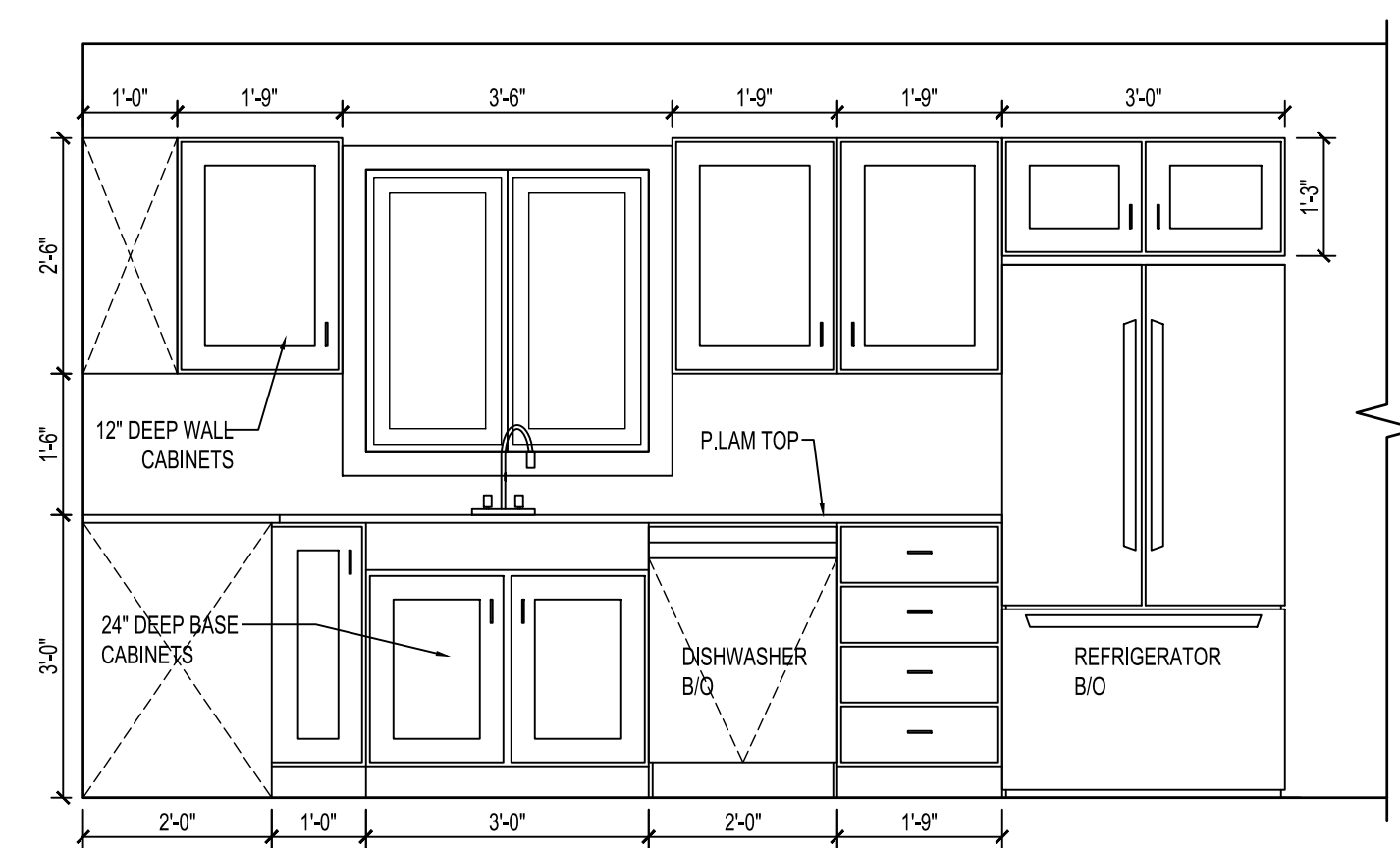
8 INT. ELEVATIONS  
1/2" = 1'-0"



6 INT. ELEVATIONS  
1/2" = 1'-0"



7 INT. ELEVATIONS  
1/2" = 1'-0"



5 INT. ELEVATIONS  
1/2" = 1'-0"



**HRA HOUSING  
DEVELOPMENT**  
Grand Rapids, Minnesota

project no: 24-0000

THESE PLANS ARE PREPARED BY A DESIGNER WHO IS NOT A PROFESSIONAL ARCHITECT OR ENGINEER, AND EXPRESSLY DISCLAIMS ANY LIABILITY WHATSOEVER FOR ERRORS OR OMISSIONS OF ANY KIND WHICH MAY BE ON THESE PLANS. THE USER OF THESE PLANS ASSUMES ALL RESPONSIBILITY FOR THEIR ACCURACY, AND ALL GOVERNING CODES, ORDINANCES, AND REGULATIONS APPLY TO THE SITE OF CONSTRUCTION. THE USER SHALL DETERMINE ANY NECESSARY TO MEET ACTUAL SITE CONDITIONS. THE SELECTION OF CORRECT STRUCTURAL MATERIALS AND APPLICATION OF ARCHITECTURAL PRINCIPLES IS A PRECISE ART. THE RESPONSIBILITY FOR WHICH RESTS WITH THE BUILDER, THE OWNER, OR THE USER OF THESE PLANS.

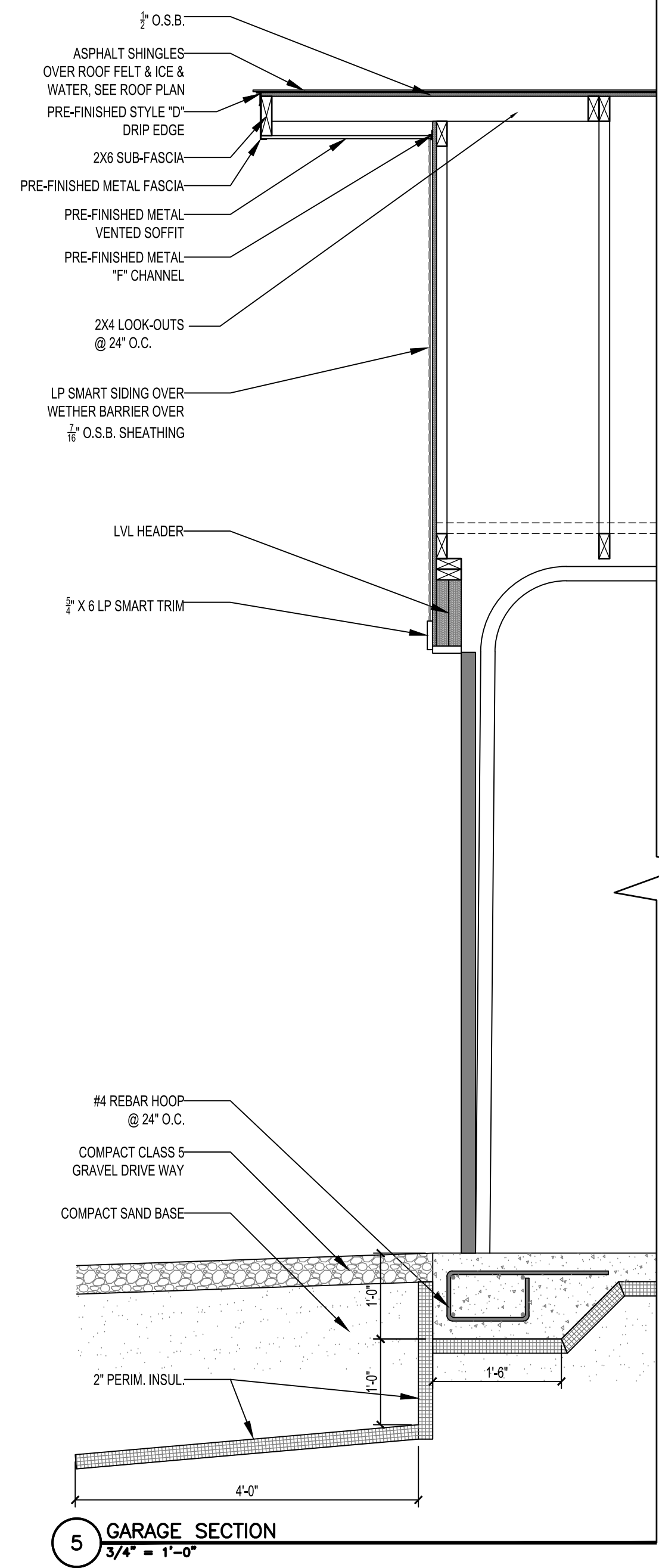
revisions:

date:	
FINAL CD'S	2/3/25
drawn by: ---	
designed by: ---	
checked by:	
date:	

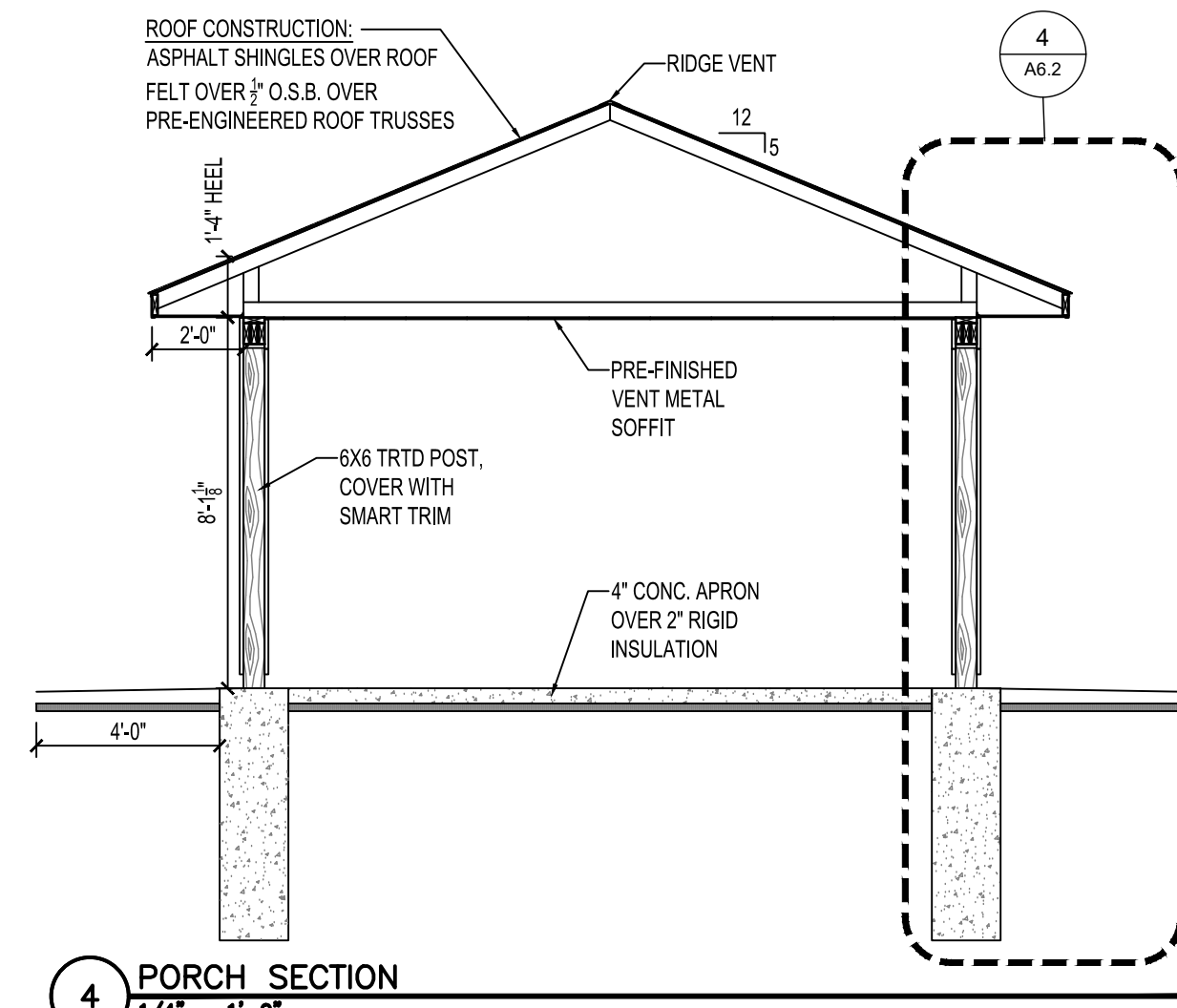
Sheet  
Title  
**BUILDING  
SECTIONS  
(North)**

sheet  
number

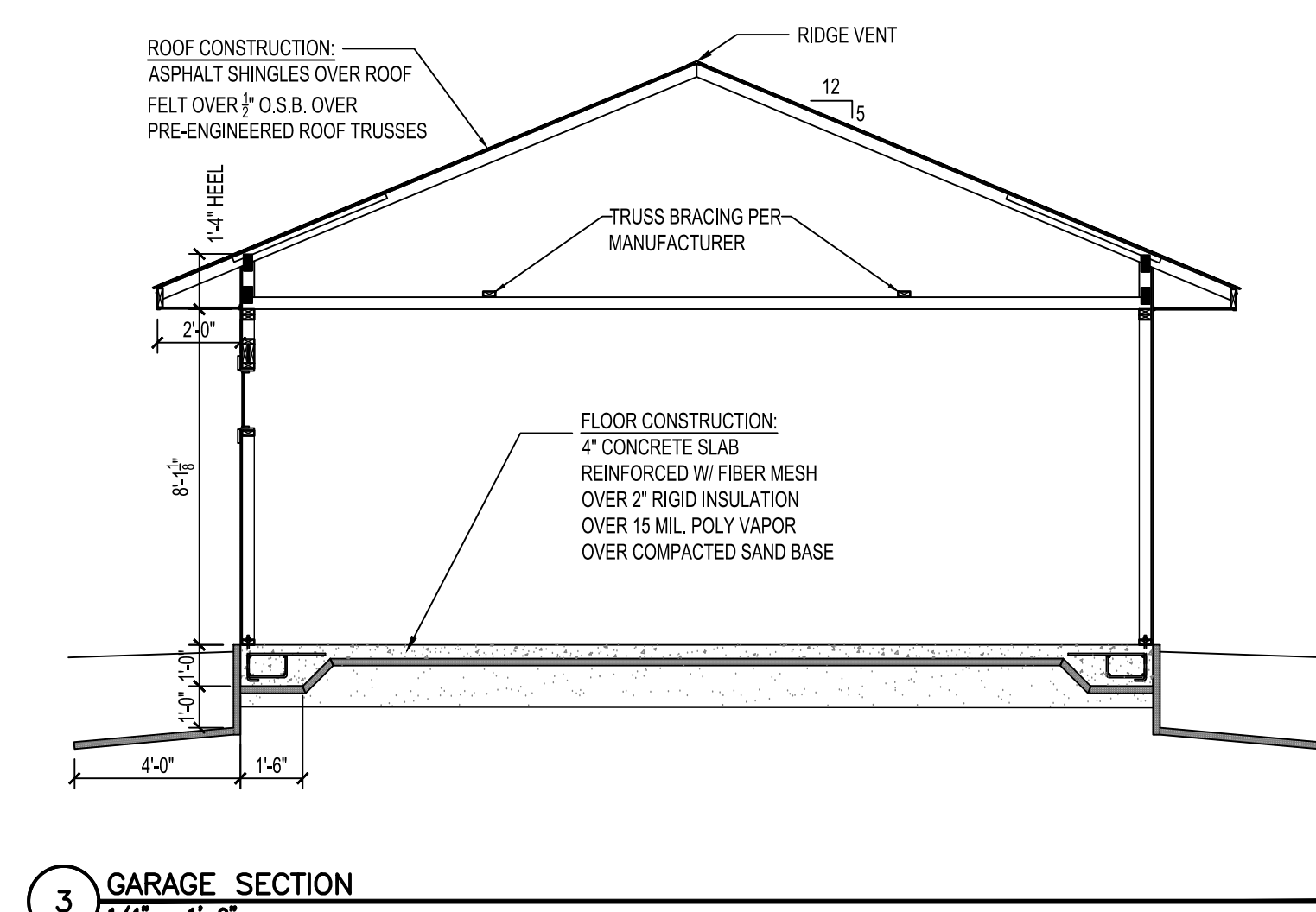
**A6.1**



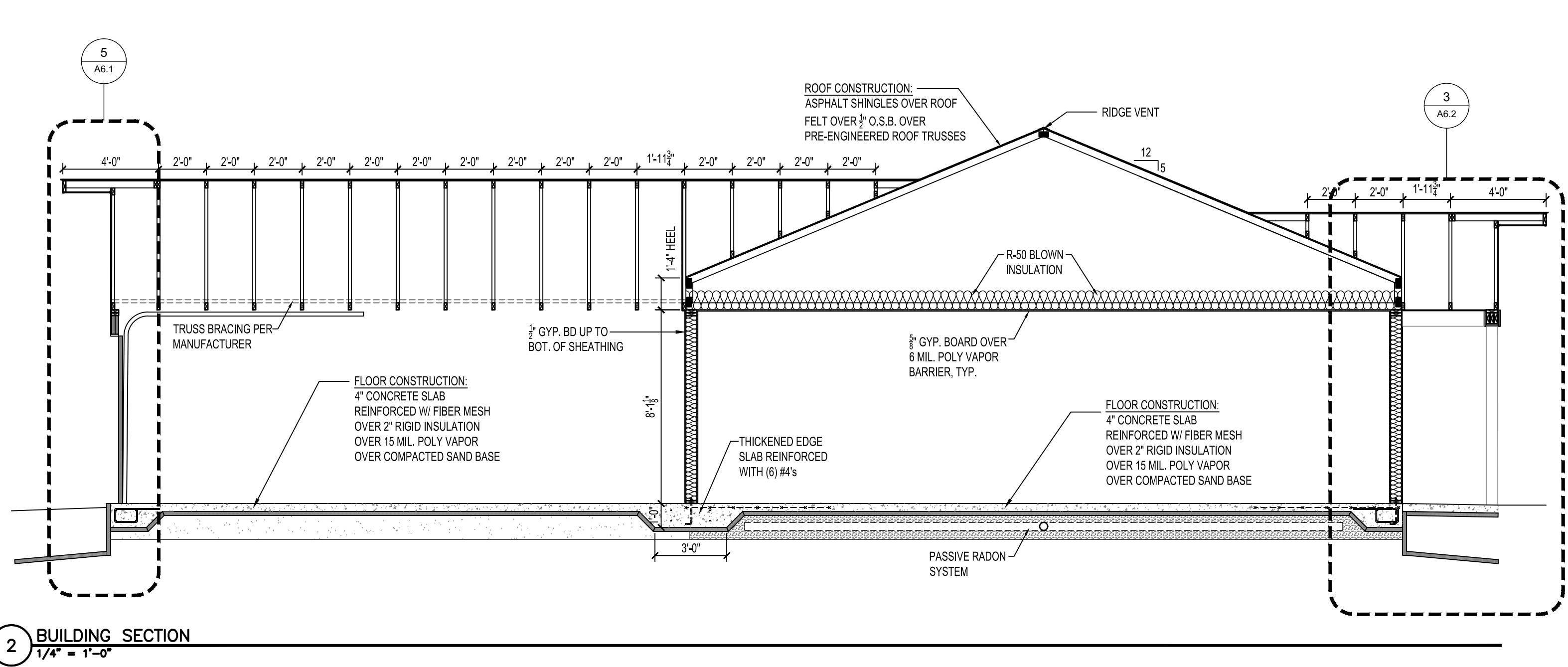
**5 GARAGE SECTION**  
3/4" = 1'-0"



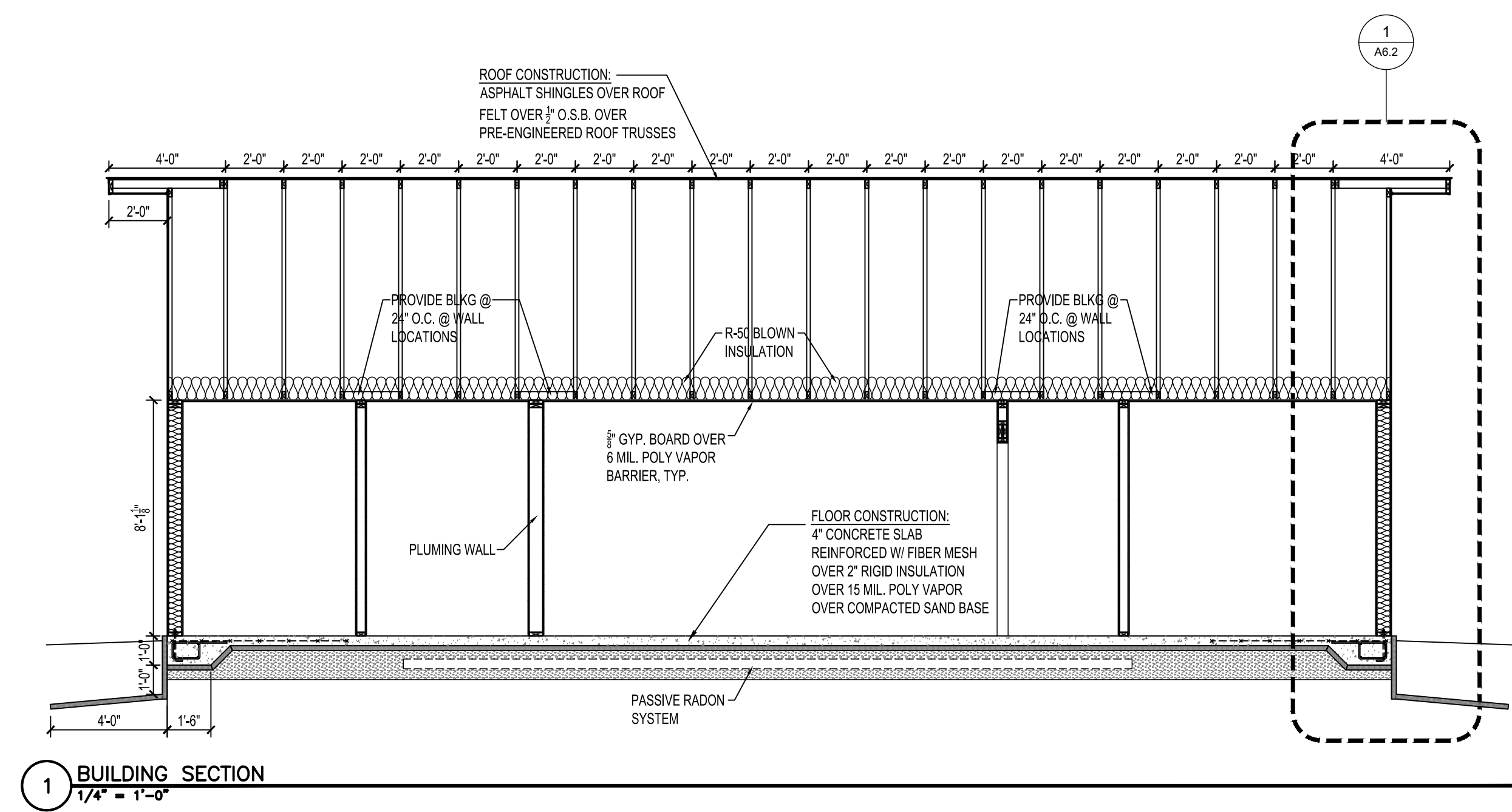
**4 PORCH SECTION**  
1/4" = 1'-0"



**3 GARAGE SECTION**  
1/4" = 1'-0"



**2 BUILDING SECTION**  
1/4" = 1'-0"



**1 BUILDING SECTION**  
1/4" = 1'-0"



**HRA HOUSING DEVELOPMENT**  
Grand Rapids, Minnesota

project no: 24-0000

THESE PLANS ARE PREPARED BY A DESIGNER WHO IS NOT A PROFESSIONAL ARCHITECT OR ENGINEER, AND EXPRESSLY DISCLAIMS ANY LIABILITY WHATSOEVER FOR ERRORS OR OMISSIONS OF ANY KIND WHICH MAY BE ON THESE PLANS. THE USER OF THESE PLANS ASSUMES ALL RESPONSIBILITY FOR THEIR ACCURACY, AND ALL GOVERNING CODES, ORDINANCES, AND REGULATIONS APPLY TO THE SITE OF CONSTRUCTION. THE USER OF THESE PLANS AGREES TO ACCEPT TO MEET ACTUAL SITE CONDITIONS. THE SELECTION OF CORRECT STRUCTURAL MATERIALS AND APPLICATION OF ARCHITECTURAL PRINCIPLES IS A PRECISE ART. THE RESPONSIBILITY FOR WHICH RESTS WITH THE BUILDER, THE OWNER, OR THE USER OF THESE PLANS.

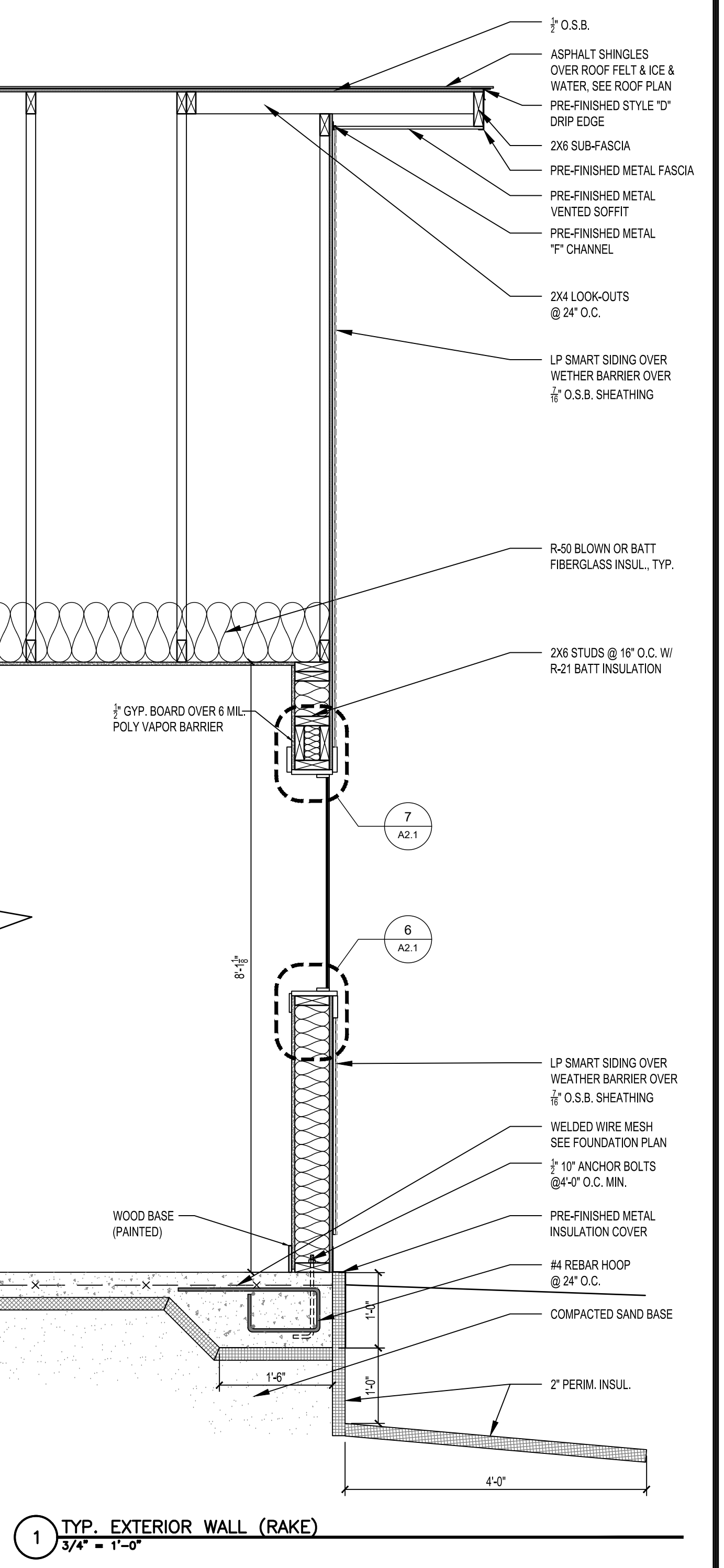
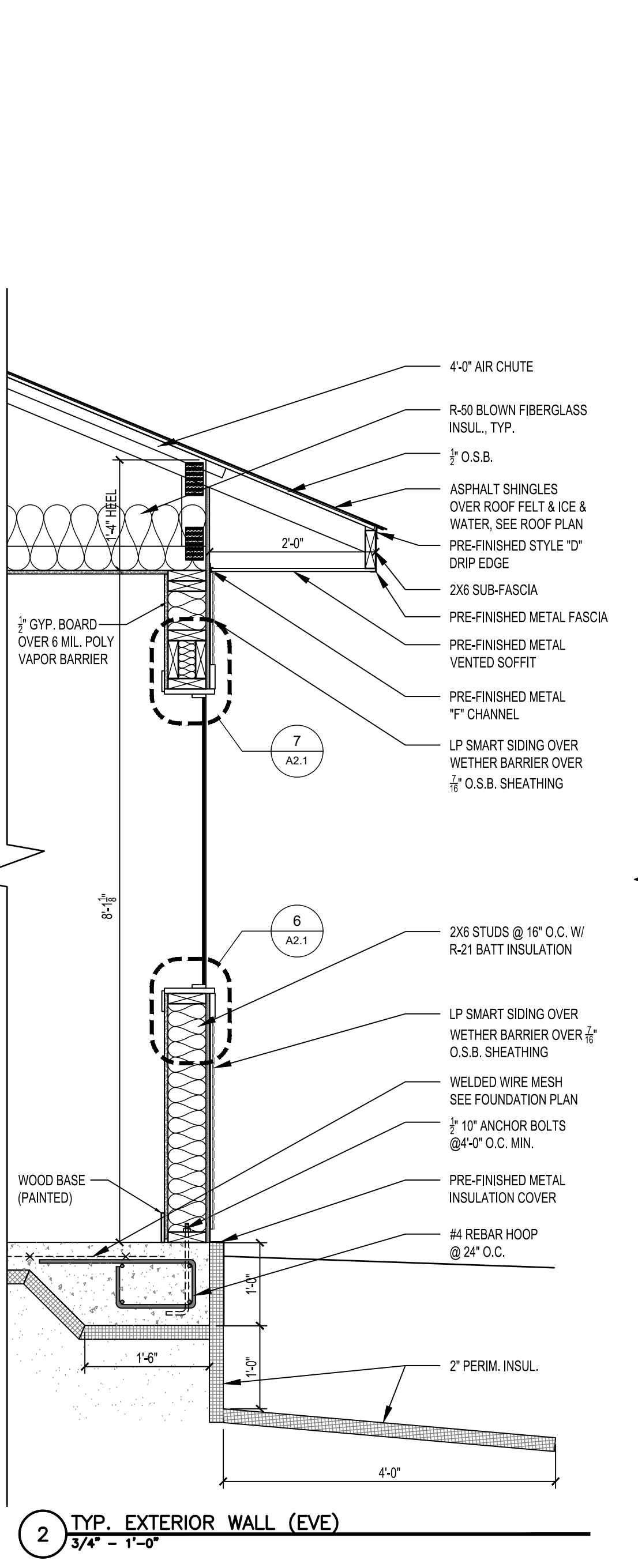
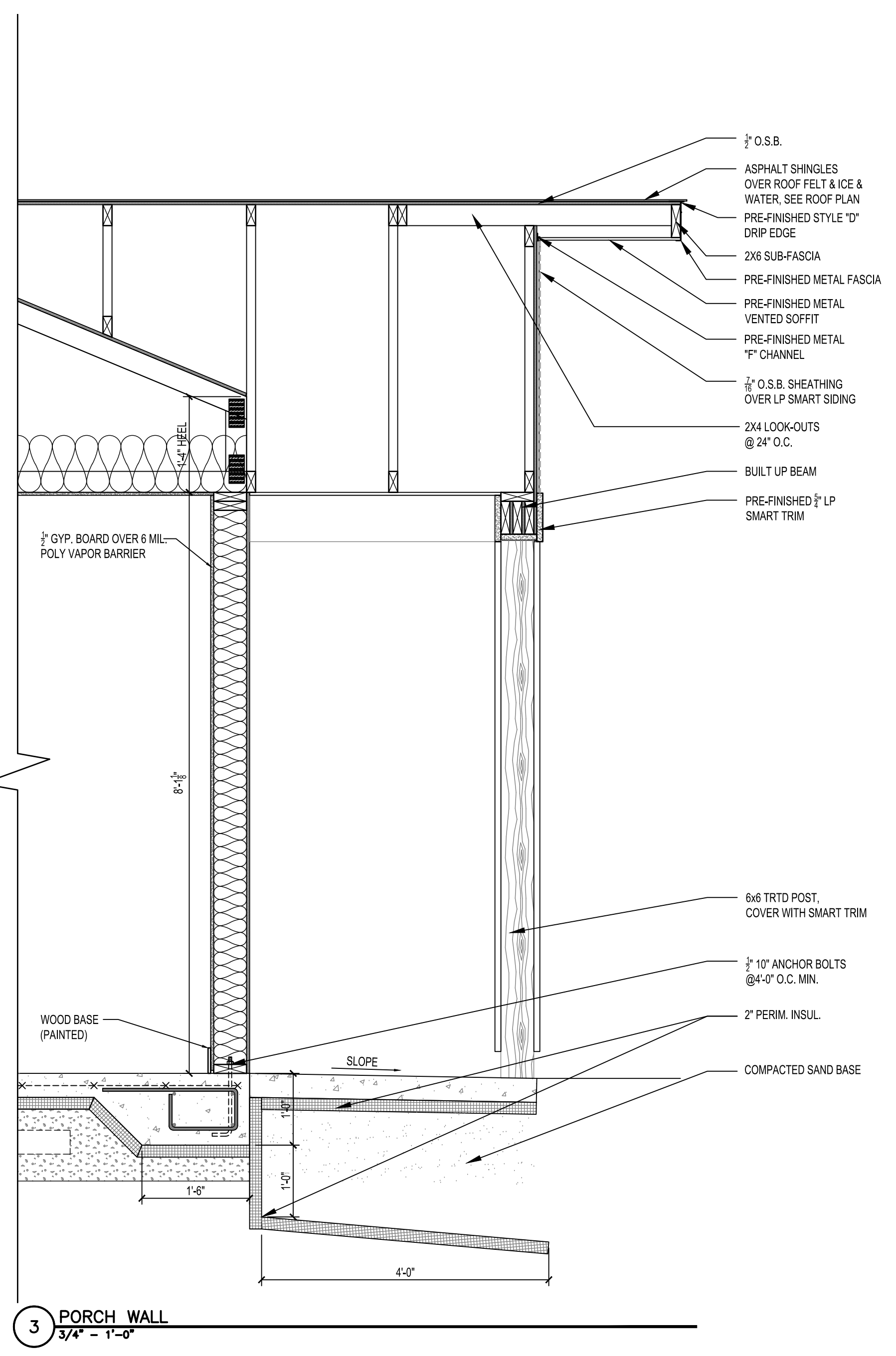
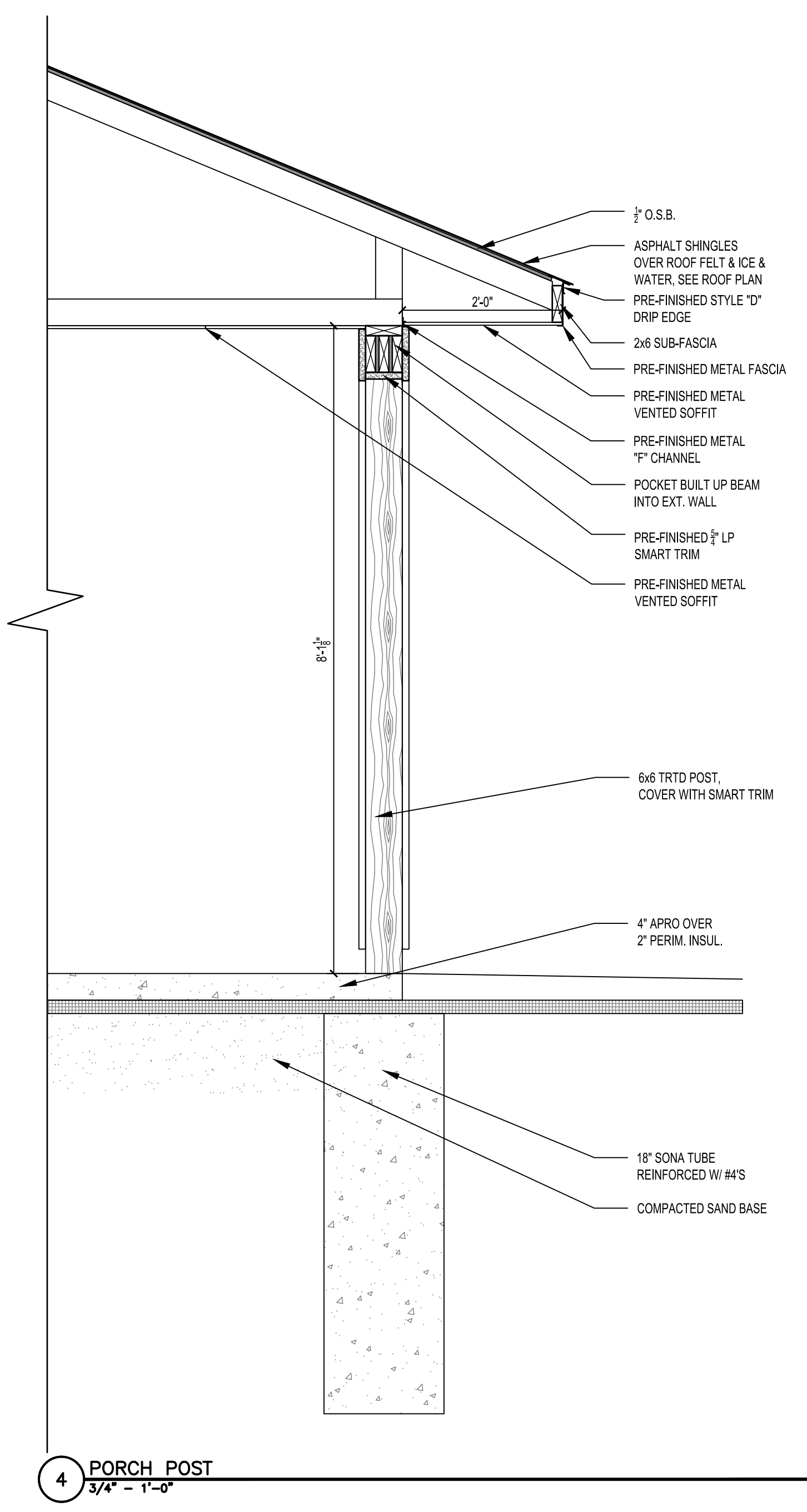
revisions:

FINAL CD'S	date:
	2/3/25

drawn by: ---  
designed by: ---  
checked by: ---  
date: ---

sheet title  
**WALL SECTIONS (North)**

sheet number  
**A6.2**



HAWK Construction, Inc. expressly reserves its common law copyright and other property rights in these plans. These plans are not to be reproduced, changed, or copied in any form or manner whatsoever, nor are they to be assigned to a third party without first obtaining the written permission and consent of HAWK Construction, Inc. In the event of unauthorized reuse of these plans by a third party, the third party shall hold HAWK Construction, Inc. harmless.  
COPYRIGHT 2025 HAWK Construction, Inc.



**HRA HOUSING  
DEVELOPMENT**  
Grand Rapids, Minnesota

project no: 24-0000

THESE PLANS ARE PREPARED BY A DESIGNER WHO IS NOT A PROFESSIONAL ARCHITECT OR ENGINEER, AND EXPRESSLY DISCLAIMS ANY LIABILITY WHATSOEVER FOR ERRORS OR OMISSIONS OF ANY KIND WHICH MAY BE ON THESE PLANS. THE USER OF THESE PLANS ASSUMES ALL RESPONSIBILITY FOR THEIR ACCURACY, AND ALL GOVERNING CODES, ORDINANCES, AND REGULATIONS APPLY TO THE SITE OF CONSTRUCTION. THE USER OF THESE PLANS AGREES TO ACCEPT THE SITE TO MEET ACTUAL SITE CONDITIONS, THE SELECTION OF CORRECT STRUCTURAL MATERIALS AND APPLICATION OF ARCHITECTURAL PRINCIPLES IS A PRECISE ART. THE RESPONSIBILITY FOR WHICH RESTS WITH THE BUILDER, THE OWNER, OR THE USER OF THESE PLANS.

revisions:

	date:
FINAL CD'S	2/3/25
drawn by: ---	
designed by: ---	
checked by:	
date:	

Sheet title

**ELECTRICAL  
PLAN  
(North)**








sheet number

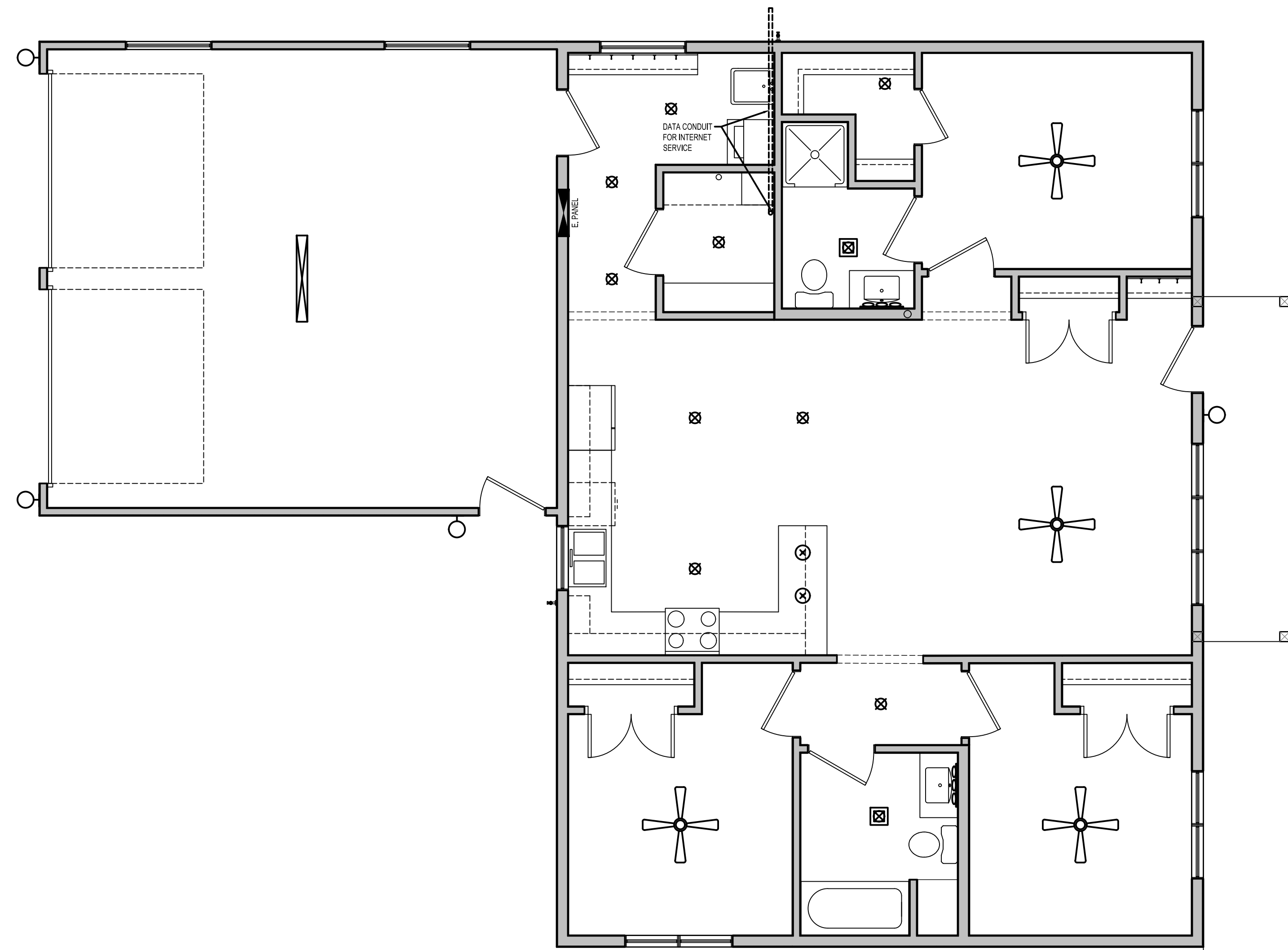
**E1.1**

**ELECTRICAL NOTES:**

- HARDWIRE CARBON MONOXIDE (CO) DETECTORS
- LOCATE ONE PER SLEEPING ROOM
  - LOCATE ONE 10' OUTSIDE SLEEPING ROOMS
  - ALL LIGHT FIXTURES TO BE LED.

**LIGHT FIXTURE TYPES + ALLOWANCES:**

	CANLESS RECESSED LIGHT - \$50/FIXTURE ALLOWANCE
	BATHROOM VENT W/ LIGHT - \$150/FIXTURE ALLOWANCE
	PENDANT LIGHT - \$100/FIXTURE ALLOWANCE
	UP/DOWN CYLINDER LIGHT - \$150/FIXTURE ALLOWANCE
	BATHROOM VANITY LIGHT - \$175/FIXTURE ALLOWANCE
	CEILING FAN WITH LIGHT - \$350/FIXTURE ALLOWANCE
	SURFACE MOUNTED STRIP LIGHT - \$100/FIXTURE ALLOWANCE



1 ELECTRICAL PLAN  
1/4" = 1'-0"